




Grand Canyon-Parashant National Monument



# Junior Ranger Handbook



AN ACTIVITY GUIDE

# Become a Junior Ranger!

## What is a Junior Ranger?

A Junior Ranger explores the environment around them.  
A Junior Ranger cares for plants, animals, and the land.  
A Junior Ranger encourages others to care for the land and its inhabitants.

## How to earn your badge

Complete six or more of the activities in this book in Parashant National Monument, at home, or a local park. Then to receive your Jr. Ranger badge and signed certificate -

(1) Bring your booklet to the:

Interagency Information Center

OR

345 East Riverside Dr. St. George, UT


(2) Mail Booklet to:

Jr. Ranger Program

Grand Canyon-Parashant National Monument

345 East Riverside Drive, St. George, UT

84790



# A World of Adaptations

Parashant National Monument is home to many plants and animals. Some, like the coyote, can live almost anywhere but the desert tortoise lives in a specific place or habitat. To survive, plants and animals "adapt" to the places they live. Adaptations are: Behaviors like a tortoise digging a burrow to escape the sun or physical traits like spines on a cactus that protect it from hungry animals.

Draw a line  
from the.....

Adaptation

to the.....

Plant  
or  
Animal



Mule Deer

This animal has short, powerful legs, partially webbed toes, and extremely long front claws that can dig a hole to safety in less than a minute.

This desert plant's leaves have a smooth waxy surface so moisture can't escape.

Low intensity fire is a natural event in pine forests. This tree's tough, thick bark resists fire.



Joshua tree



Badger

Large rounded ears helps this animal hear when danger is nearby.



Butterfly

Big ears radiate the heat to keep this animal cool. Long back legs help it run up to 35 miles per hour to escape danger.



Jack Rabbit

Body color helps this insect hide from its predators.



Ponderosa Pine



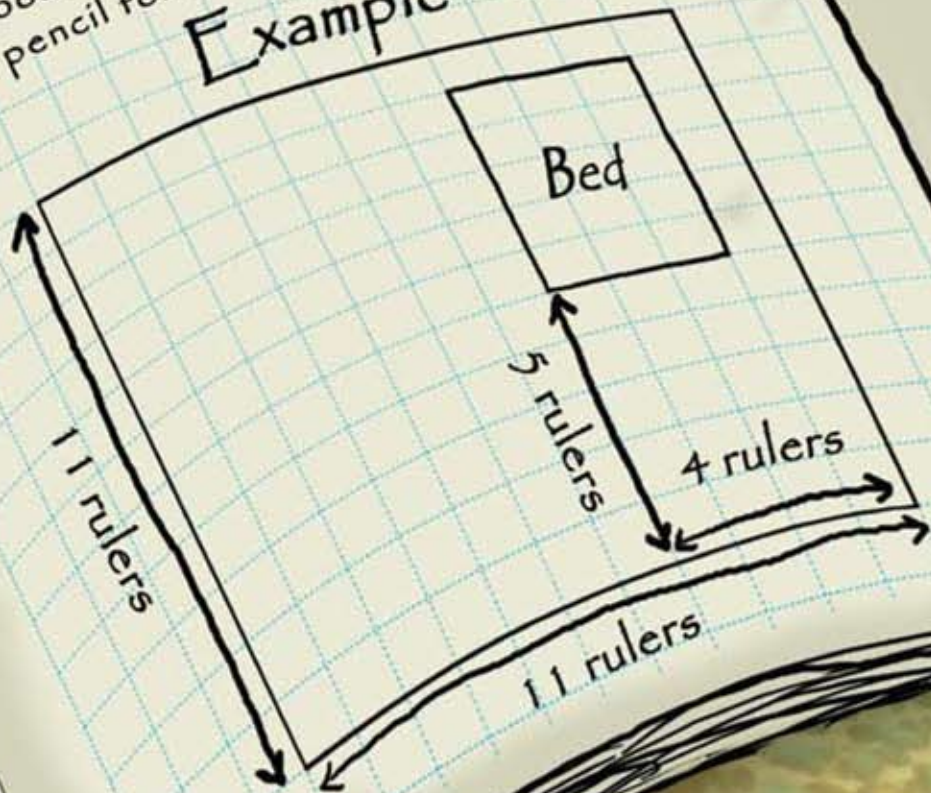
# Hello Archeologists,

Archeologists (ar-key-o-low-jists) study artifacts and features to learn where, when, and how people from the past lived.

To learn about the way people lived, archeologists need to know where artifacts and features are found. To do this, they make detailed maps of the houses and the artifacts inside.

Make an archeologist's map of your bedroom. You will need a 12-inch ruler and pencil for this activity

## Example



Artifacts are objects that can be moved like tools or clothing.

Features are objects that can't be moved like houses and petroglyphs.

# YOUR ROOM

## Step 1:

Measure each wall in your bedroom. Count how many ruler lengths it takes to get from one corner of each wall to the next.

## Step 2:

On the grid draw all four walls of your room. Each square is one ruler length long. If you counted 13 ruler lengths on one wall then you would count 13 squares.

## Step 3:

Now, map the location of your bed. Start at one corner of your bed. Count how many ruler lengths it takes to reach the closest wall. Now, turn toward the next nearest wall and count ruler lengths. Do this for each corner of your bed and each piece of furniture you want to map. You now have a scale drawing of your room (feature) and your furniture (artifacts).

# Home Sweet Cave

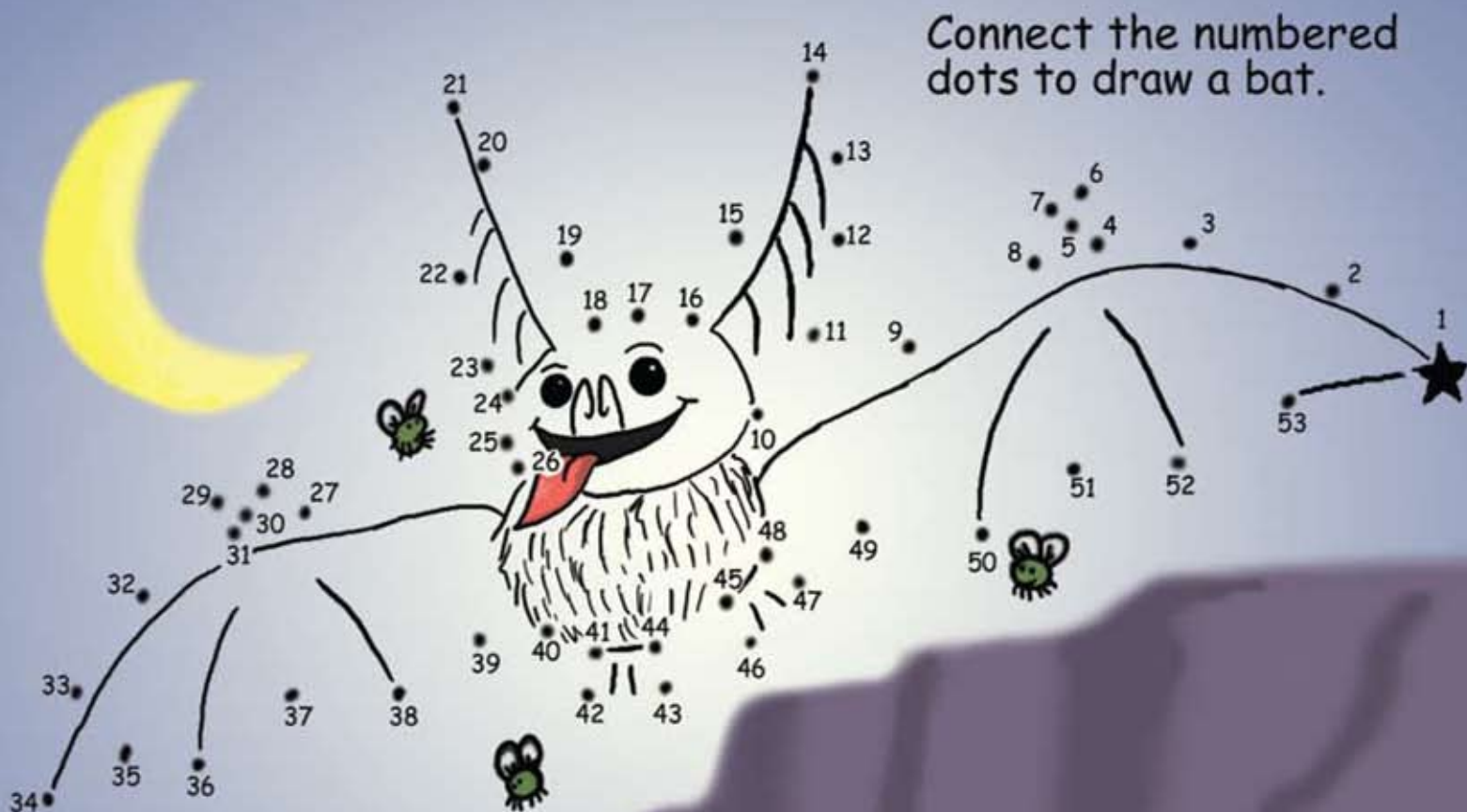
Bats spend daylight hours sleeping in caves, crevices or trees until night, when they emerge to hunt insects.

Once people thought bats were birds without feathers. Now we know bats are mammals because:

1. Bats are warm blooded
2. Bats nurse their babies with milk
3. Bats have fur

Bats are the only mammals that can fly. Their wings are made of two thin layers of skin stretched over their arms and long fingers. If we had fingers like a bat they would be longer than our legs!

The scary stories about bats are not true. When you see a bat, say "Thank you, friend." Bats eat hundreds of insects each hour. Without bats we would be swatting at more bugs!



Now you can be "batty" for bats!

# BE LIKE A TREE

Next time you breathe in be sure to thank a tree! Trees recycle dirty air to make clean air. Trees and other plants breathe in carbon dioxide and exhale the oxygen, which humans and animals need to live.

You can recycle and reuse household waste just like a tree reuses and cleans the air. What does your family throw in the trash? Are there items that could be recycled or reused? Most towns have recycling centers for plastic bottles, aluminum cans, newspapers, and other materials.

## MY PLAN TO RECYCLE

1. With my parents permission, I'll find things we can recycle.
2. I'll figure out where to store the recycling items.
3. I'll schedule when to take items to the recycle center.

**Make a family recycling plan**  
**Draw items you can recycle**



I have witnessed \_\_\_\_\_

(Parent's Signature)



# I SPY

... Lets make a  
**Naturalist Journal!**

In Parashant National Monument, your backyard or a city park, use your eyes, ears and nose to make discoveries. See if you can find the plants and animals listed below and check the box. Use the journal page to write your report and draw a picture.

- Raven
- Hawk
- Gamble's quail
- Robin
- Sparrow
- Butterfly
- Ants
- Lady bug
- Tarantula
- Black-tailed jackrabbit
- Cottontail rabbit
- Mule deer
- Rock squirrels
- Joshua tree
- Hedgehog cactus
- Prickly Pear cactus
- Wildflowers

A naturalist is someone who studies living things in - forests, deserts, water, or even a BACKYARD!


A journal is a report written by you that includes drawings and thoughts about what you see.





# Leave No Treads!

The desert is home to many plants and animals. Even the soil is full of living organisms that form a biotic crust. These living soil crusts are damaged when people drive a car or ATV off the roads. It can take hundreds of years for nature to repair the damage.

Complete this family's journey through the desert to Parashant.  
Remember to drive only on approved roads 



# Lifestyles of the Ancients



Meet the banana yucca (yuk-a). Parashant National Monument is one of the places this plant grows.

Hundreds of years ago, Indian people did not have grocery or clothing stores. They depended on materials from plants like the banana yucca. Fibers from the leaves were used to make baskets, mats, cloth, rope, and sandals. The sharp leaf tips made sewing needles. The sweet fruit was a tasty treat and was processed so it would keep through the winter.

The word for banana yucca in the Paiute Indian language sounds like "ooseev."

What do you think they got from the soaptree yucca?

---



Unscramble the words below:

hesos = \_\_\_\_\_

pero = \_\_\_\_\_

trifu = \_\_\_\_\_

Kablent = \_\_\_\_\_

wegins deleen = \_\_\_\_\_

# Mojave Desert Word Search

Finish the words in the sentences below and then find the words in the puzzle. Words may go up, down, forward, or backward.

Many different plants and animals live in the hot D\_\_\_\_\_.

Always bring this with you when you visit the desert - W\_\_\_\_\_.

B\_\_\_ fly at night after sleeping all day in a cave.

Many of these prickly plants grow in the desert - C\_\_\_\_\_.

This animal moves slowly and hides in its shell when alarmed -

D\_\_\_\_\_ T\_\_\_\_\_.

This large black bird has a loud call - R\_\_\_\_\_.

This cactus is tall like a tree - J\_\_\_\_\_ T\_\_\_\_\_.

This reptile runs very fast - L\_\_\_\_\_.

This fuzzy creature rests under the bushes in the shade - J\_\_\_\_\_.

You should always wear a H\_\_\_ in the desert.



I	L	E	D	Z	N	R	D	L	C	R	A	V	E	N
W	A	T	E	R	N	I	E	N	A	S	N	A	E	J
D	V	I	S	M	Z	T	S	U	C	O	W	V	Q	O
A	E	B	E	U	O	F	A	O	T	Y	Z	E	A	S
G	A	L	R	U	T	N	T	R	U	G	O	F	D	H
E	D	S	T	F	I	D	Y	Q	S	W	L	B	V	U
D	E	S	E	R	T	T	O	R	T	O	I	S	E	A
B	R	D	L	I	Z	A	R	D	S	E	Y	X	J	T
A	N	C	T	E	P	H	D	X	L	S	V	C	U	R
T	I	B	B	A	R	K	C	A	J	Y	N	L	K	E
S	E	I	S	V	K	G	U	I	S	P	A	U	L	E

# PATHWAY TO THE PAST



## What is a petroglyph?

A petroglyph is an image carved in a rock. In Nampawep Canyon, Indian people from long ago made petroglyphs. Petroglyphs were usually located in well traveled areas. This canyon probably was a trail between the Colorado River in Grand Canyon and Mount Trumbull.

We don't know what petroglyphs mean but they could tell life stories, be territory markers like a flag, or be part of a ceremony. Petroglyphs are sacred to today's Indian tribes.

Draw a petroglyph and write a story about it in the space below. Then answer this question:

Why is it important to protect petroglyphs? \_\_\_\_\_  
\_\_\_\_\_  
\_\_\_\_\_

Your Story...

Lined writing area for the student's story.

Draw your petroglyphs here. ↘



PLEASE DO NOT TOUCH, STEP ON, OR SCRATCH THE ROCKS!



# Parashant Poetry

There is always beauty around you whether in Parashant National Monument or your home. Beauty gives poets their inspiration. Now you can be a poet by following these simple steps.

**Line 1:** Write the name of something special you found or saw.

**Line 2:** Write one or more words about how it looks.

**Line 3:** Write one or more words that describes what it does.

**Line 4:** Write about how it makes you feel.

Here is an Example:

Bird

Shining Black

Soaring on the wind

Makes me wish I could fly



Your Poems:

---

---

---

---

---

---

---


---

---

---

---

---

Your Picture: 

I bet you are a poet and didn't even know it!

# Sounds and Smells

Have you thought about sniffing around a corner to see what was coming? Animals smell, hear, and taste things around them. Humans use our eyes so much that we forget what our noses and ears can do.

Match the sound or smell to what it comes from



Howl



Stink

Chirp

Sweet  
Smell







# Junior Ranger Oath

I promise to help protect Parashant National Monument, public lands, my community, and the earth by being an active and responsible steward of the environment.

I promise that I will not feed wild animals.

I promise to leave rocks, plants and historic objects as I find them for everyone to enjoy.

I promise to continue to explore, learn about, and respect the world wherever I go.

I promise I will share what I learn with others.

Signed \_\_\_\_\_

Date \_\_\_\_\_

