

**MONITORING BETWEEN-YEAR MOVEMENTS AND ASSESSMENT OF  
ARTIFICIAL BURROW FEATURES USEFUL IN CONSERVATION AND  
MANAGEMENT OF BURROWING OWLS**

**1997 ANNUAL REPORT**

James R. Belthoff  
Brian W. Smith  
Department of Biology and  
Raptor Research Center  
Boise State University  
Boise, Idaho 83725

**Technical Bulletin 2000-03**

A Cooperative Project between Boise State University  
and the Idaho Bureau of Land Management

January 1998



Young western burrowing owls (*Athene cunicularia hypugaea*) at the entrance to an artificial burrow.

## TABLE OF CONTENTS

	<u>Page</u>
FRONTISPICE .....	i
TABLE OF CONTENTS .....	ii
PROJECT SUMMARY .....	1
INTRODUCTION .....	3
METHODS .....	3
Study Areas .....	3
Artificial Burrow Placement .....	4
Locating and Capturing Burrowing Owls .....	5
Owl Monitoring .....	5
Data Analyses .....	5
RESULTS .....	6
Trapping and Banding .....	6
Return of Previously Banded Owls .....	6
Reuse of Nest Burrows Between Years .....	7
Reproductive Success of Pairs .....	8
Artificial Burrow Experiments .....	8
SUMMARY AND CONCLUSIONS .....	9
Return Rates and Between-Year Movements of Owls .....	9
Artificial Burrows and Nest Site Selection: Effects of Chamber Size and Tunnel Diameter .....	10
ACKNOWLEDGMENTS .....	10
LITERATURE CITED .....	11
FIGURES	
Figure 1 .....	13
Figure 2 .....	14
Figure 3 .....	15
Figure 4 .....	16
Figure 5 .....	17
Figure 6 .....	18
TABLES	
Table 1 .....	19
Table 2 .....	20
Table 3 .....	22
Table 4 .....	24
Table 5 .....	25
Table 6 .....	29
Table 7 .....	31
APPENDIX A: <i>Banding Data</i>	

## PROJECT SUMMARY

Our study was designed to (1) monitor between-year movements of burrowing owls (*Athene cunicularia*), and (2) examine effects of artificial burrow chamber size and tunnel diameter on nest-site selection and productivity in burrowing owls. We conducted studies in two areas, referred to as the Kuna Butte and Grand View study areas. We have monitored nesting burrowing owls in the Kuna Butte study area since 1994 and for two years (since 1996) in the Grand View area. In 1997, we

located 55 nests in these two areas, 51 of which successfully fledged young. We individually marked 318 owls ( $N = 48$  adults, 270 young), and banded  $5.2 \pm 3.5$  (SD) young per nest (range: 0-11).

Six owls from the Kuna Butte study area returned in 1997, including three males and two females that paired and attempted to breed. The sixth owl was banded as a nestling in 1996 and was located prior to the breeding season. Breeding by this owl in the study area was not confirmed. Of 59 nestling burrowing owls banded in Kuna Butte in 1996, four (two males, one female, and one unknown sex) were detected in the area in 1997. This yields a first-year return rate of 0.068 (i.e., birds returning/birds banded). Return rates were higher for adults than for young, however. Of two males banded as breeders during 1996, one returned in 1997 (return rate = 0.5 returns per adult male banded). Of nine adult females originally banded in 1996, one returned to breed in 1997 (rate = 0.111 returns per adult female banded). Higher return rates for males reflects either higher mortality in, or greater dispersal by, females. The adult male that returned moved 61 m from his 1996 nest to an artificial burrow in 1997. This male acquired a different mate in 1997 than he had in 1996. Also, the adult female that bred in 1996 and returned in 1997 moved to a new nest burrow, 1.47 km from her 1996 burrow. The young owls that returned and were known to have bred nested 160 m, 1.26 km, and 3.92 km from their natal burrows. The young female that returned and bred in 1997 represents our first documentation that first-year females breed in the Kuna Butte study area; that is, until the 1997 breeding season, only first-year males with color bands had returned to breed.

Ten owls (six males and four females) banded in the Grand View study area in 1996 returned to breed in 1997. Of 65 nestling burrowing owls banded in Grand View in 1996, six (four males and two females) were detected in the area in 1997. This yields a first-year return rate of 0.092. As in Kuna Butte, return rates were higher for adults than for young in this study area. Of four adult males banded in 1996, two returned in 1997 (return rate = 0.5 returns per adult male banded). Of five adult females banded in 1996, two returned in 1997 (rate = 0.4 returns per adult female banded). One adult male returned to the same site to breed, and acquired a different mate than in 1996. The other male moved 70 m from his 1996 nest burrow; it is not known if his 1997 mate was different from his 1996 mate. The two females moved 210 m and 230 m, respectively, from their 1996 nest burrows. One of these females acquired a different mate than in 1996. The young owls that were detected and known to have bred nested 100 m, 1.12 km, 1.24 km, 1.52 km, 1.57 km, and 1.77 km from their natal burrows.

Finally, this study examined use of artificial burrows by nesting burrowing owls in both study areas. Natural nest sites ( $N = 34$ ) used in 1995 or 1996 were surrounded with a cluster of three artificial burrows to examine effects of nest chamber size on nest-site selection and productivity. Each cluster contained three chamber sizes: a 17-L (4.5 gal) plastic container (small), a 19-L (5 gal) plastic bucket (medium), and a 68-L (18 gal) plastic tub (large). Tunnel diameter was 15 cm (i.e., constant) for each artificial burrow within a cluster of three. Twenty-one clusters were occupied by nesting pairs of burrowing owls, with sixteen pairs using large, three using medium, and two using small chambers. This distribution of use differs significantly from uniform and indicates that burrowing owls prefer to nest in burrows with large nest chambers. Despite such preference, there was no effect of chamber size on clutch size, number of fledglings, or nestling growth rates. To assess potential choice for tunnel diameter, a second experiment was performed using clusters of two artificial burrows ( $N = 24$ ) placed in suitable burrowing owl habitat in both study areas. Each cluster of two offered two tunnel diameters to burrowing owls: a 10 cm (small) and 15 cm (large) plastic tunnel. Plastic buckets (19 L) were used in these clusters to control for chamber size. Of 12 clusters used for nesting, eight pairs used burrows with small-diameter tunnels, and four pairs used burrows with the large-diameter tunnels. This distribution did not differ significantly from uniform, and productivity and nestling growth rates did not differ for pairs nesting in burrows with small- or large- diameter tunnels. Thus, while burrowing owls exhibited a significant preference for large chambers, there is no evidence that tunnel diameter affected nest-site selection. The latter result could stem from smaller sample sizes for the cluster of two experiments rendering a possible Type II error. Therefore, more clusters of two are planned for the 1998 breeding season to increase sample sizes.

## INTRODUCTION

Burrowing owls (*Athene cunicularia*) are declining throughout much of their range (Haug et al. 1993, James and Espie 1997). However, owl numbers in southwestern Idaho, and within the Snake River Birds of Prey National Conservation Area appear to be stable or increasing (pers. observ.), although no systematic surveys have been published. Nonetheless, because of the relatively dense nesting distribution, the southwestern Idaho population is becoming increasingly valuable for understanding the biology of burrowing owls. Ideally, information gained from this population not only will help manage it effectively but will aid wildlife managers throughout the species' range to slow population declines.

One essential component of endangered species management is to understand the requirements to successfully reproduce for each species. In the case of western burrowing owls, which for all intents and purposes can be considered to be secondary cavity nesters because they cannot dig their own burrows, this means understanding their requirements for underground burrow systems used for nesting and roosting. While information on the above ground features of burrowing owl nest sites is available in the literature (e.g., Rich 1986, Plumpton and Lutz 1993), there is virtually no information on the below-ground features of burrows important to nesting owls.

Our objectives in this study were to (1) continue color-banding burrowing owls to monitor return rates to the study area, site and burrow fidelity, and between-year movements (i.e., breeding and natal dispersal) by adults and young, and (2) examine nest-site preferences in two field experiments using artificial burrows. Specifically, we wanted to examine effects of underground chamber size and tunnel diameter on choice of nesting site and productivity of owl pairs. This report summarizes activities during the spring and summer of 1997.

## METHODS

### Study Areas

We studied burrowing owls in two study areas in southwestern Idaho. The first area, in which we have monitored nesting burrowing owls since 1994, was located approximately 3.2 km south of Kuna and 23 km north of the Snake River Canyon, in Ada County (Fig. 1). This area is characterized by big sagebrush (*Artemisia tridentata*) shrubland, and disturbed grasslands dominated by cheatgrass (*Bromus tectorum*) and tumble mustard (*Sisymbrium altissimum*). Surrounding areas contained irrigated agricultural fields (primarily alfalfa, wheat, and sugar beets), scattered residential homes, and several large dairy farms. The topography of this study area was flat to rolling with elevations ranging from 841 m to 896 m. Rock outcrops and a few isolated buttes (e.g., Kuna Butte, elev. 986 m) existed in the region. Mean annual temperatures range from -20° to 45°C, and annual precipitation averages less than 20 cm (NOAA 1985). There was a relatively high density of burrows excavated by badgers (*Taxidea taxus*) and yellow-bellied marmots (*Marmota flaviventris*), which burrowing owls used for nesting and shelter throughout the breeding season.

The second study area was located approximately 8 km north northeast of Grand View, in Elmore County, Idaho and adjacent to State Highway 67 (Fig. 2). This area was a mosaic of irrigated agriculture and disturbed grasslands. Elevations ranged from 853 m to 922 m. The area contained very few homes, several paved and dirt roads, and an electrical substation. The Snake River was located approximately 7 km south-southwest of this study area. Annual temperatures and precipitation levels were similar to the Kuna Butte study area, with mean annual temperatures ranging from -29° to 43°C and precipitation averaging 26 cm (NOAA 1985). We have monitored burrowing owls in this study area since 1996.

### **Artificial Burrow Placement**

Before burrowing owls arrived from wintering areas, clusters of two and three artificial nesting systems (ANSs) were buried in or around the two study areas. The clusters of three artificial burrows, used to test for chamber size preferences, encircled natural burrows which were used for nesting in previous years (1995 or 1996; see Belthoff and King 1997). Within the clusters of three, each artificial burrow consisted of a 15 cm diameter tunnel made of flexible, perforated plastic pipe and a plastic nest chamber. We used three chamber sizes in each cluster of three: a 30 cm x 30 cm x 20 cm (17 L; 4.5 gal) plastic container, a 19-L (5 gal) bucket with a 30 cm diameter, and a 50 cm x 35 cm x 40 cm (68 L; 18 gal) plastic tub (Fig. 3a). All entrances within a cluster were equal distance (5 m) from, and were oriented in the same direction as the historical nest burrow entrance (Fig. 3b). Tunnel entrances were 120° apart, and chamber size was randomly assigned within the cluster. All ANS tunnels were 2 m long with a 90° turn between the entrance and the ANS chamber. All tunnels sloped downward (20-30°) towards the chamber, within the range typical of nest burrows within both study areas (Belthoff and King 1997). The tunnel inserted into the chamber on a level plane. The top of each ANS chamber was at least 30 cm underground. To increase the probability of ANS use, a wooden perch was placed in the center of the cluster as in King (1996). Additionally, to increase the likelihood that owls would use the ANSs for nesting, all historical nest burrow entrances, and any suitable burrow within a 10 m radius, were blocked with large rocks to prevent their use during this study. The rocks were removed after juveniles fledged from their nests.

The clusters of two artificial burrows were placed in areas where habitat appeared similar to those areas in which burrowing owls have nested. These clusters were designed to test for preference of tunnel diameter by burrowing owls. One artificial burrow had a 15 cm diameter tunnel, and the other had a 10 cm diameter tunnel. Chamber size was held constant, i.e., both chambers were 19 L plastic buckets (Fig. 4a). The two burrows were buried adjacent to one another, with a 3 m space between each entrance (Fig. 4b). In the Kuna Butte study area, tunnel entrances were oriented in a south southeast direction, which is typical for natural burrows used as nest sites in this area (Belthoff and King 1997). Entrances in the Grand View study area were oriented in a north northeast direction, which is typical for most natural burrows in the area (Belthoff and King 1997). A wooden perch was placed in the center of all clusters of two. Tunnel lengths and slopes, chamber depths, and all other methods were similar to those used for the clusters of three.

## **Locating and Capturing Burrowing Owls**

We searched suitable habitat in each study area for burrowing owls both on foot and from automobiles. Most surveys were performed during daylight hours. After locating owls, we monitored their nesting activities on a regular basis. Also, historical nest sites were revisited to search for nesting owls. To capture owls we used Havahart® traps and noose rods as described in Belthoff et al. (1995) and King (1996). We also used one-way basket traps to capture adults as they departed artificial burrows. This trap consisted of a 0.5 m section of flexible plastic pipe (10 cm diameter), a small piece of transparent plexi-glass, and an enclosure made of "chicken wire". The plexi-glass was fastened to one end of the pipe but could hinge upwards. This end of the pipe was inserted into the wire basket. The open end of the pipe was inserted into artificial burrow tunnels when a nest needed to be checked. Digging down to the artificial chamber caused any adults in the nest chamber to enter the basket, and the hinged door closed behind it and trapped the owl. Occasionally, we also used this trap to capture juvenile burrowing owls at natural nest burrows.

Upon capture, we recorded each owl's mass (to nearest 0.5 g), wing length, tarsus length, tail length, and length of exposed culmen (all to nearest 0.5 mm). We classified adult owls as females if they had well-developed brood patches. We were unable to discern sex of young owls based on appearance or morphological measurements. We fitted owls with a U.S. Geological Survey aluminum leg band and three plastic, colored leg bands (National Band and Tag Co., Newport, KY) for future identification.

## **Owl Monitoring**

Follow-up visits were made to each nest burrow to determine if nesting attempts were successful. For owls nesting in artificial nest structures, we determined minimum number of eggs produced, nestling survival, and fledgling success. For natural burrows, we recorded number of young owls observed at the entrance, from which we calculated number of young produced. The maximum number of young observed at the entrance to a burrow could be used as an index to the minimum number of young produced by the nesting pair. Successful nests (in artificial or natural burrows) had at least one young owl survive to fledgling age (> 28 days).

## **Data Analyses**

To examine choice of nest chamber size or tunnel diameter by nesting owls, we performed chi-squared goodness of fit tests. Using analysis of variance, we also examined effects of chamber size and tunnel diameter on number of eggs and fledgling rates (number of young fledged/number of eggs) for artificial burrow nest in the Kuna Butte and Grand View study areas. Because fledgling rates were proportions, prior to analysis they were arcsine transformed to meet normality assumptions (Zar 1996). Growth of nestlings was compared among chambers and between tunnel diameters using weight, tarsus, and tenth primary measurements (average value for brood analyzed) as dependent variables in multivariate analyses of covariance, where age of juveniles (days) and brood size were covariates. Means are reported as  $\bar{x} \pm \text{SD}$ , and results were considered significant when  $\alpha \leq 0.05$ .



## **RESULTS**

### **Trapping and Banding**

Between 25 April - 5 July 1997, we captured 326 burrowing owls in the two study areas. These included 12 adult males, 36 adult females, and 270 nestlings and fledglings. Eight of 48 (16.7%) adults captured were owls originally banded in 1996. Appendix A contains band numbers, banding dates, color band combinations, age and sex information for owls initially captured during 1997. A higher proportion of adults was captured than in previous years of the study, primarily because artificial burrows increased trapping efficiency.

### **Return of Previously Banded Owls**

**Number of Birds Returning in 1997** In 1997, six burrowing owls with prior histories in the Kuna Butte study area were re-sighted. These birds included three males and two females which paired and attempted to breed during 1997 (Table 1). The sixth owl was banded as a nestling in 1996. It is not clear if this owl attempted to breed in the study area in 1997, as it was not observed after the initial sighting on 22 March 1997. The identity of four of the birds was confirmed via capture and aluminum leg band number verification. The remaining male eluded capture but was identified using its color-bands.

Ten owls banded in the Grand View study area in 1996 returned to breed in 1997 (Table 2). These birds included six males and four females, all of which paired and attempted to breed in 1997 (Table 2). The identity of four of the birds was confirmed by capture. The remaining six owls were identified (at close range) via color-band combinations.

**Rate of Return** Of 59 nestling burrowing owls banded in the Kuna Butte study area in 1996, four (two males, one female, and one unknown sex) were detected in the area in 1997. This yields a first-year return rate of 0.068 (i.e., birds returning per birds banded). A total of 65 nestling owls was banded in the Grand View study area in 1996, of which six (four males and two females) were detected in the area in 1997 (first-year return rate = 0.092). Of course, these rates represent minimums because (1) all young produced within the boundaries of the study areas in 1996 were not banded, so some of the breeding adults initially banded in 1997 could have been produced in the study areas during 1996 but remained unbanded, and (2) it is possible that more banded birds returned during the 1997 breeding season but went undetected.

Return rates were higher for adults than for young in both study areas. Of two males banded as breeders in Kuna Butte during 1996, one returned in 1997 (return rate = 0.5 returns per bird banded). Of nine adult females originally banded in Kuna Butte in 1996, one returned to breed in 1997 (rate = 0.111 returns per adult female banded). Four adult males were banded in the Grand View study area in 1996, with two returning to breed in 1997 (return rate = 0.5). Of five adult females banded in the Grand View study area in 1996, two returned to breed in 1997 (return rate = 0.4). At this point, there is little information to determine if higher return rates for males

reflects higher survival in this sex class or greater breeding dispersal (i.e., out of our study area) by females.

**Distance of Movements for Young and Adults** The adult male that bred in the Kuna Butte study area in 1996 and returned in 1997 moved 61 m to an artificial burrow (Table 1). This male also acquired a different mate in 1997 than he had in 1996. His 1996 mate was not observed within the study area during 1997, so it is not known if this female died or dispersed. On the other hand, the adult female that bred in 1996 and returned in 1997 moved to a new nest burrow (Table 1). This new burrow was 1.47 km from the 1996 burrow. We were unable to discern if this female retained the same mate between years because the male with whom she paired in 1996 was not captured.

In the Grand View study area, one adult male returned to the same site to breed in 1997, but acquired a female that moved 0.23 km from her 1996 nest burrow (Table 2). The other adult male moved 70 m from his 1996 nest burrow, but it is unknown if he had the same mate as in 1996. The other female that returned moved 0.21 km from her 1996 nest burrow (Table 2). The male(s) with which she mated eluded capture in both 1996 and 1997.

Ten owls initially banded as nestlings in 1996 returned in 1997 (Tables 1, 2). At Kuna Butte, two first-year males bred  $2.6 \pm 1.9$  km and one first-year female bred 0.2 km from their natal burrows (Table 1). A fourth color-banded nestling from 1996 was observed in the study area in 1997, but nesting was not confirmed. At Grand View, first year males ( $N = 4$ ) bred  $1.0 \pm 0.6$  km from their natal burrows, while first-year females ( $N = 2$ ) moved  $1.6 \pm 0.2$  km between natal and nest burrows.

### **Reuse of Nest Burrows Between Years**

Placement of artificial burrows during 1997, as well as failure to obtain permission to work on some private lands (e.g., the Kuna Dairy burrows), obscures the analysis of reuse of individual burrows, because natural burrows were obstructed during the artificial nesting system experiments or all historical burrows could not be monitored. However, a reuse analysis can be performed when considering sites (i.e., the general vicinity of an historical burrow in which artificial nesting clusters were placed) rather than individual burrows. Of 20 sites in the Kuna Butte area where burrowing owls nested in 1994, 1995, or 1996, and where sites also were monitored in 1997, 11 or 55% had nesting pairs of owls (Table 3). In Grand View, of the 14 sites occupied in 1996, 11 (78.6%) were reoccupied in 1997 (Table 4). Thus, as reported in previous years (e.g., Belthoff and King 1997), while individuals in the study area "turnover" regularly, there is considerable reuse of sites and individual nest burrows by owls.

## Reproductive Success of Pairs

We monitored 51 nests ( $N = 24$  in Kuna Butte and  $N = 27$  in Grand View) of which 36 were in artificial burrows and 15 were in natural burrows (Table 5). Clutch sizes in artificial burrows ranged from 7 - 12 (Tables 6, 7) and averaged  $9.1 \pm 1.1$  (range: 7 - 11;  $N = 15$ ) and  $9.9 \pm 1.3$  (range: 8 - 12;  $N = 18$ ) in Kuna Butte and Grand View, respectively. No clutch size estimates are available for nests in natural burrows for either study area because underground nest chambers were inaccessible. Overall,  $5.9 \pm 2.5$  young fledged from nests in artificial burrows ( $N = 33$ ) in the two study areas. The number of young banded and observed from nests in natural burrows are in Table 5; these values likely estimate the minimum reproductive success at these nests. We banded  $5.2 \pm 3.5$  young per nest (range: 0 - 11) at the 51 nests monitored in 1997.

## Artificial Burrow Experiments

**Chamber Configuration Choice** We assessed preference for nest chamber size using clusters of three artificial burrows placed around historical nesting sites. For this experiment, tunnel diameter was standardized (i.e., 15 cm pipe), but chamber size varied from small to large. We placed 34 clusters of three (17 in each study area), of which 21 (62%) were used by nesting owls (Table 6). We removed three clusters of three in which owls nested from the chamber choice experiment because (1) some chambers and tunnels were trampled by cattle ( $N = 2$ ) which rendered one or more of the chamber sizes unavailable to the owls at the time of nest initiation, or (2) one cluster of three was influenced by terrain (i.e., it had to be placed on a steep slope). It is important to note that removing these three clusters from the analysis does not result in a different conclusion. Of the remaining 31 clusters, 18 were occupied by nesting owls. Of these 18 pairs, 16 used the large chamber, and the small and medium chambers were used by one pair each. This distribution of chamber selection differs significantly from uniform ( $X^2 = 25.0$ ,  $P < 0.001$ ) and indicates that burrowing owls prefer large nest chambers. There was no effect of chamber size on number of eggs per clutch or fledgling rate (Fig. 5). Finally, despite significant choice by adult owls for nesting in the largest chamber, there were no differences in growth rates for nestlings in the different chambers (MANCOVA, Wilks' Lambda = 0.6405,  $P = 0.7391$  when analyzing brood averages), although sample sizes for owls nesting in small and medium chambers are very small.

**Tunnel Diameter Choice** Our second experiment assessed preference for nest tunnel diameter clusters of two artificial burrows placed in suitable burrowing owl habitat. For this experiment, chamber size was standardized (i.e., 5 gallon bucket), but tunnel diameter was either small (10 cm) or large (15 cm). We placed 24 clusters of two (10 in Kuna Butte; 14 in Grand View), of which 12 (50%) were occupied by nesting owls (Table 7). Eight pairs of burrowing owls nested in the burrow with the small diameter tunnel, while four pairs used the burrow with the large diameter tunnel. This distribution of use does not differ significantly from uniform ( $X^2 = 1.33$ ,  $0.10 < P < 0.25$ ) so, at least after our initial field season, it does not appear that owls prefer one

tunnel diameter over another. Tunnel diameter did not affect clutch size or fledgling rate (Fig. 6), and there was no significant relationship between tunnel diameter and growth rate in nestlings (Wilks' Lambda = 0.4256,  $P = 0.2004$ ).

## **SUMMARY AND CONCLUSIONS**

Our ongoing, multiple-year studies of burrowing owls have yielded important information about the return rates and between-year movements of burrowing owls in southwestern Idaho. In 1997, we also initiated a field experiment to examine nest-site selection in burrowing owls using artificial nesting systems. Each of these aspects of our study has yielded results that are significant for monitoring and management of local burrowing owl populations, as well as those in other regions of the species' range. Important results from the 1997 studies are summarized below.

### **Return Rates and Between-Year Movements of Owls**

Return rates for adults and young -From all indications (e.g., Belthoff et al. 1995, Belthoff and King 1996, King 1996, this study), burrowing owls in our study areas in southwestern Idaho are obligate migrants, whereby all members of the breeding population move elsewhere (presumably southward) to winter. This is in contrast to breeding populations of burrowing owls in New Mexico (Botelho 1996), for example, where the owls are partial migrants (i.e., only a portion of the population migrates). We continue to have no information, from band returns or otherwise, about where members of the southwestern Idaho breeding population of burrowing owls overwinter, although a study by the Canadian Wildlife Service is underway which could potentially locate some of our wintering owls (G. Holroyd, pers. comm.). It is clear that understanding the needs of burrowing owls on their wintering areas, and the potential effects of land use practices on burrowing owls within the wintering range, will become a priority for managers of this species in the coming years.

As in previous years of our study, return rates for banded adults were higher than those for individuals banded as nestlings. Additionally, return rates for adult males were higher than for adult females. Lower return rates for young of the year as well as adult females could be a result of increased mortality, dispersal, or both in members of these age/sex classes. Female-biased dispersal (i.e., where females move more than males) has been reported in many avian species (e.g., see Greenwood 1980, Clarke 1997) and could account for lower return rates for female burrowing owls. Moreover, lower return rates for juveniles compared to adults are characteristic of the population dynamics of many avian species (e.g., see Payne and Payne 1993).

**Burrow reuse** The reuse of burrows from year-to-year by breeding populations of burrowing owls is not uncommon (Haug et al. 1983), but the rate of reuse seems to vary among populations. For example, Martin (1973) observed that each of 15 pairs of burrowing owls he studied in New Mexico used burrows that had been occupied in previous years; Plumpton and Lutz (1993) found that 4 of 20 (20%) nesting burrows were reused during the second year of their study in

Colorado, and in south central Idaho, Rich (1984) determined that of 242 nest sites located between 1976- 1983, 115 (39.4%) also were occupied in at least one subsequent year, although this latter study did not confirm breeding in all sites included. Our studies in Kuna Butte and Grand View have documented breeding and reuse of nest burrows by burrowing owls since 1994. In 1997, burrow reuse could not be calculated because entrances to natural burrows were blocked as part of our artificial burrow experiment. However, we were able to calculate reuse of sites rather than individual burrows. Site reuse for Kuna Butte and Grand View together averaged approximately 65% (22 of 34 sites) in 1997. These studies illustrate what may be an important opportunity for management of burrowing owl populations. Over just the few years of our studies, we have observed nest burrows being destroyed through agriculture, fire rehabilitation, and various other activities, including trampling by grazing cattle. Given what appears to be a strong tradition of burrow reuse in this species and in our study areas, preventing destruction of preferred burrows, particularly those that successfully produced young (see Belthoff and King 1996), likely could be an important step to avoid declines in population numbers. Such management practices would be most critical in areas where burrows are limited in availability, which does not appear to be the case in either Kuna Butte or Grand View, where burrows seem abundant.

### **Artificial Burrows and Nest Site Selection: Effects of Chamber Size and Tunnel Diameter**

Our most important result from the artificial burrow experiment was that burrowing owls nested in the largest chamber significantly more often than expected by chance. Because resource managers and researchers throughout the range of this species commonly employ 5 gal buckets (comparable to our medium chambers) as artificial burrows, this result likely will change management practices across the U.S. and Canada. Why the owls prefer to nest in the larger chambers is unknown, but two possible explanations are that (1) larger chambers provide more living space and reduce negative effects of crowding, and (2) microclimates in larger chambers are more suitable for incubation or brood rearing. We hope to distinguish between these alternate hypotheses during the 1998 field season by measuring various aspects of the microclimate within used and unused artificial burrows of all configurations. Finally, our study found no evidence that tunnel diameter affected nest site selection, although the sample sizes we obtained in 1997 were small. Our studies during 1998 will increase the number of clusters of two to more adequately examine potential effects of tunnel diameter on nest site selection in burrowing owls.

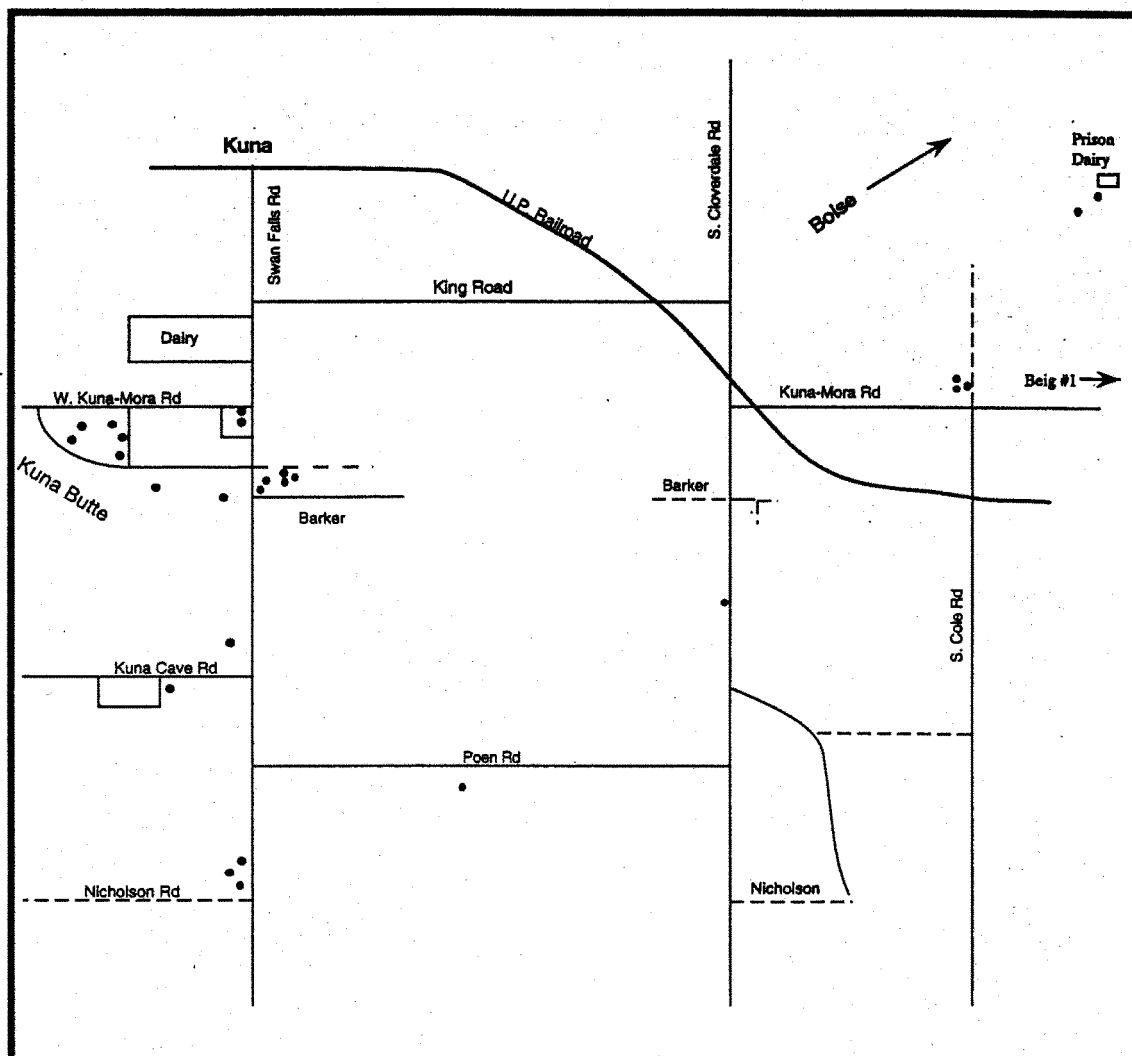
### **ACKNOWLEDGMENTS**

We thank T. Brown, E. Ellsworth, S. Finn, E. Garcia, B. Herting, R. McGarvey, D. Oleyar, H. Smith, and K. Zwolfer for assistance with field work. Financial and logistical support for this study was provided through a challenge cost share grant from the Bureau of Land Management to J. Belthoff, by the Department of Biology and Raptor Research Center at Boise State University, and by the Snake River Field Station, Forest and Rangeland Ecosystem Science Center, U.S. Geological Survey, Boise, Idaho. J. Clark, J. Doremus, and J. Sullivan facilitated our work in the Boise District and Snake River Birds of Prey National Conservation Area.

## LITERATURE CITED

- Belthoff, J.R., R.A. King, J. Doremus, and T. Smith. 1995. Monitoring post-fledgling burrowing owls in southwestern Idaho. U.S. Bureau of Land Management, Idaho State Office, Tech. Bull. No. 95-8.
- \_\_\_\_\_, and \_\_\_\_\_. 1997. Between-year movements and nest burrow use by burrowing owls in southwestern Idaho. 1996 Annual Report. Idaho Bureau of Land Management Technical Bulletin No. 97-3.
- Botelho, E.S. 1996. Behavioral ecology and parental care of breeding western burrowing owls (*Speotyto cunicularia hypugaea*) in southern New Mexico, U.S.A. Unpubl. Ph.D. dissertation. New Mexico State University, Las Cruces.
- Clarke, A.L., B. Sæther, and E. Røskft. 1997. Sex-biases in avian dispersal: a reappraisal. *Oikos* 79:429-438.
- Greenwood, P.J. 1980. Mating systems, philopatry and dispersal in birds and mammals. *Anim. Behav.* 28:1140-1162.
- Haug, E.A., B.A. Millsap, and M.S. Martell. 1993. Burrowing Owl (*Speotyto cunicularia*). In the *Birds of North America*, No.61 (A. Poole and F. Gill, Eds.). Philadelphia: The Academy of Natural Sciences: Washington, D.C.: The American Ornithologists' Union.
- James, P.C., and R.H.M. Espie. 1997. Current status of the burrowing owl in North America: an agency survey. In J.L. Lincer and K. Steenhof, eds. *Proc. of the first international burrowing owl symposium*. *J. Raptor Res. Report* 9:3-5.
- King, R.A. 1996. Post-fledgling dispersal and behavioral ecology of burrowing owls in southwestern Idaho. Unpubl. M.S. Thesis, Boise State University, Idaho.
- Martin, D.J. 1973. Selected aspects of burrowing owl ecology and behavior. *Condor* 75:446-456.
- NOAA (National Oceanic and Atmospheric Administration). 1985. *Climates of the States: 1951-1980*. Vol. 1. 3rd ed. 758 pp.
- Payne, R.B. and L.L. Payne. 1993. Breeding dispersal in indigo buntings: circumstances and consequences for breeding success and population structure. *Condor* 95:1.-24.

- Plumpton, D.L. and R.S. Lutz. 1993. Nesting habitat use by burrowing owls in Colorado. *J. Raptor Res.* 27:175-179.
- Rich, T. 1984. Monitoring burrowing owl populations: implications of burrow re-use. *Wildl. Soc. Bull.* 12:178-180.
- \_\_\_\_\_. 1986. Habitat and nest-site selection by burrowing owls in the sagebrush steppe of Idaho. *J. Wildl. Manage.* 50:548-555.
- Zar, J.H. 1996. *Biostatistical analysis*. 3rd edition. Prentice-Hall, Inc., Upper Saddle River, N.J.





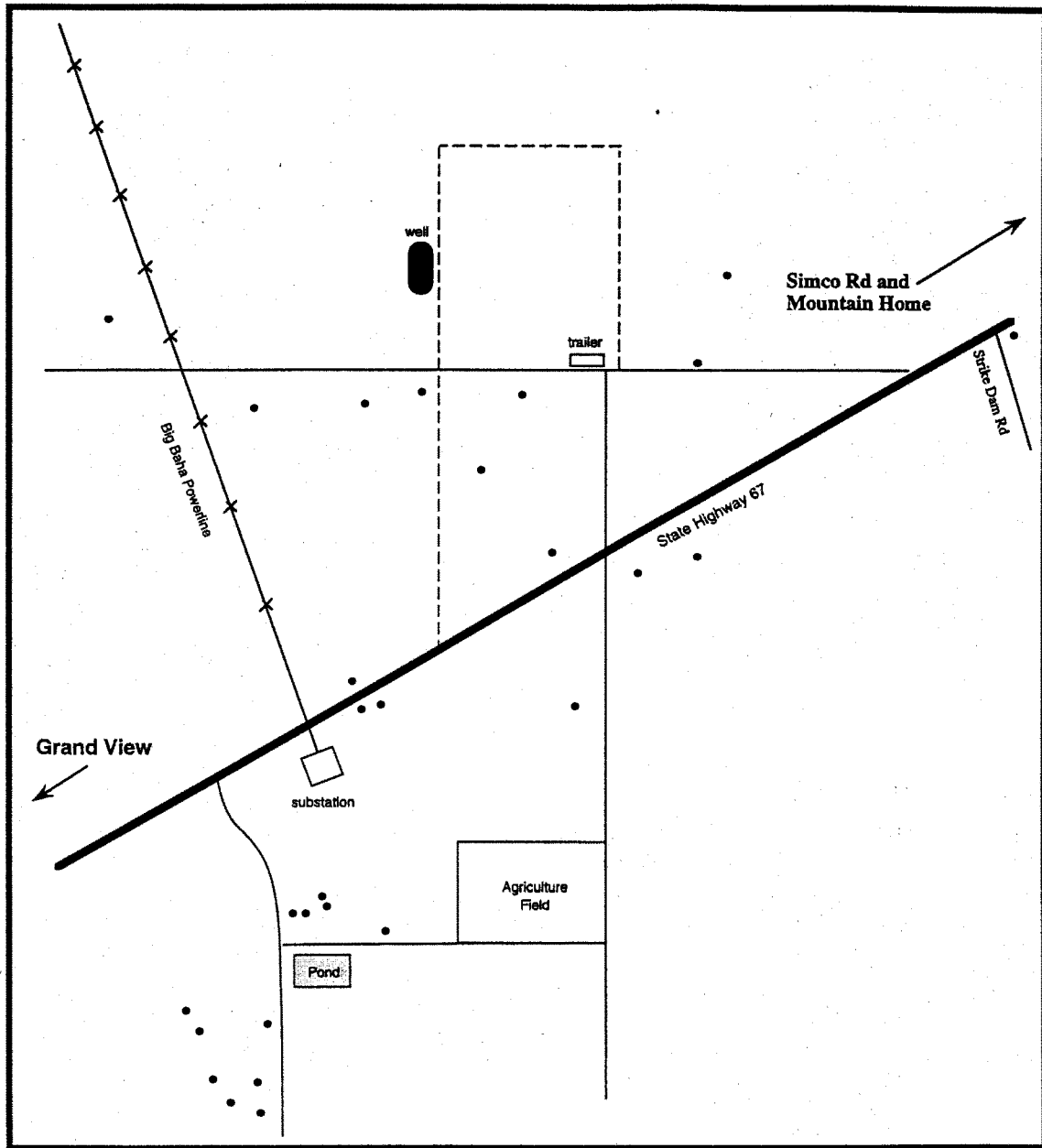


Figure 2. Schematic of Grand View study area located approximately 8 km north northeast of Grand View in Elmore County, Idaho along State Highway 67. Occupied (1997) burrowing owl nest sites are indicated by filled symbols. Scale: 1 in. = approx. 0.25 mi.

a)



b)

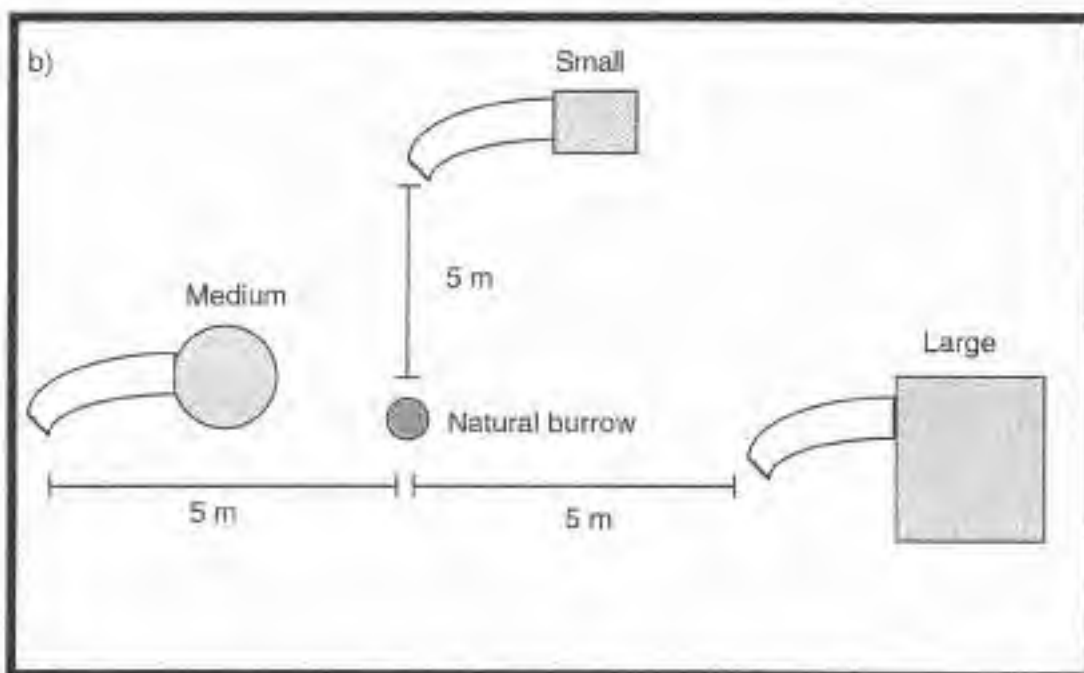


Figure 3. (a) Chamber materials for the chamber choice experiment. From left to right are the small, large, and medium chambers. (b) Configuration of chambers around natural burrows for the chamber choice experiment (see text for explanation).

a)



b)

Small diameter tunnel



Large diameter tunnel

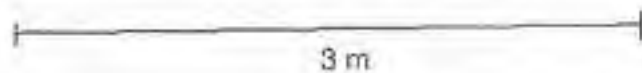



Figure 4. (a) Tunnel and chamber materials for the tunnel diameter choice experiment. From left to right are the large tunnel, 5 gal. chamber, and small tunnel. (b) Configuration of chambers for the tunnel diameter choice experiment (see text for explanation).

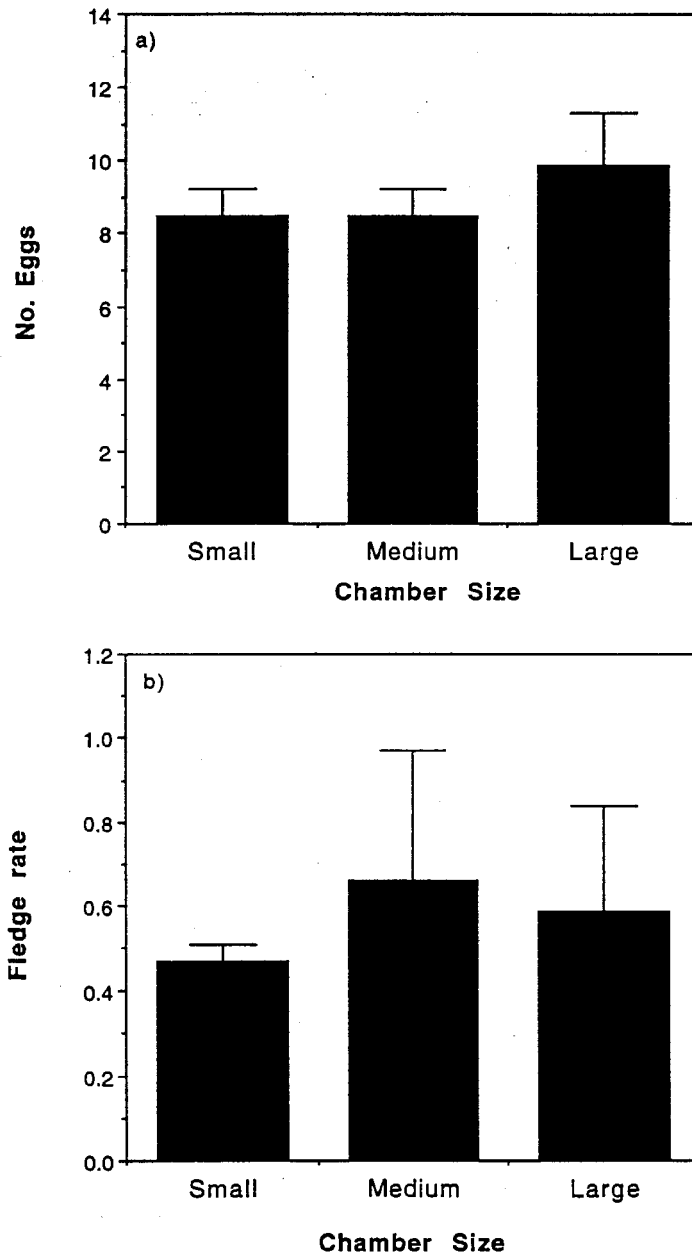


Figure 5. (a) Mean ( $\pm$  SD) clutch size for nests in small, medium, and large chambers ( $F = 1.57$ ,  $P = 0.237$ ). (b) Mean ( $\pm$  SD) number of fledglings from nests in large, small, medium, and large chambers. Fledging rate (No. fledged/No. eggs; arcsine transformed before analysis) did not differ among chamber sizes ( $F = 0.32$ ,  $P = 0.733$ ).

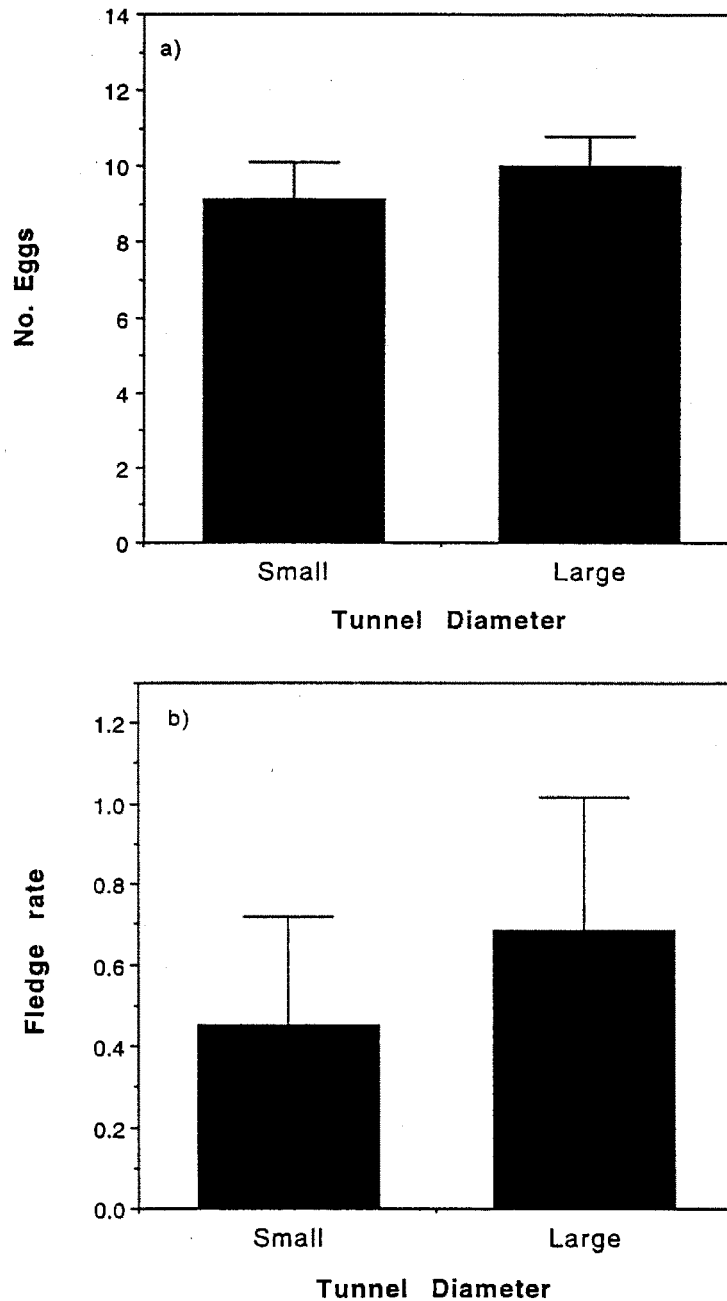


Figure 6. (a) Mean ( $\pm$  SD) clutch size for nests in 5 gal. buckets with small (10 cm) and large (15 cm) diameter tunnels ( $F = 2.30$ ,  $P = 0.160$ ). (b) Mean ( $\pm$  SD) number of fledglings from nests with small and large diameter tunnels. Fledging rate (No. fledged/No. eggs; arcsine transformed prior to analysis) did not differ between tunnel diameters ( $F = 1.74$ ,  $P = 0.216$ ).

Table 1. Return of banded burrowing owls to the Kuna Butte study area (1997), reflecting between-year movements.

Band Number	Original Location (Year)	Age When First Observed	Sex	1997 Nest Location	Distance <sup>a</sup> (km)	Breeding Successful in 1997
1204-43751	Kuna Butte #1 (1996)	Adult	Female	EFN <sup>b</sup> #2	1.47	Yes
1204-43764	EFN #1 (1996)	Juvenile	Female	EFN #3	0.16	Yes
1204-43766	Kuna Cave #2 (1996)	Juvenile	Male	K. Butte Gravel #1	3.92	Yes
1204-43767	Sewage Pond #1 (1996)	Adult	Male	Sewage Pond #2	0.06	Yes
614-89605 <sup>c</sup>	Kuna Butte #5 (1996)	Juvenile	Unknown	-----	-----	-----
614-89644	Dairy #2 (1996)	Juvenile	Male	Kuna Butte #6	1.26	Yes

<sup>a</sup>reflects *breeding dispersal* distance if adult when initially banded, and *natal dispersal* distance if juvenile when first banded.<sup>b</sup>EFN = Effluent Field North.

<sup>c</sup>detected at natural burrow on 22 March 1997 approximately 0.55 km from natal burrow; unknown if nesting attempted in 1997.

Table 2. Return of banded burrowing owls to the Grand View study area (1997), reflecting between-year movements.

Band Number	Original Location (Year)	Age When First Observed	Sex	1997 Nest Location	Distance <sup>a</sup> (km)	Breeding Successful in 1997
1204-43777	Trailer #2 (1996)	Juvenile	Male	Trailer #5	0.10	Yes
1204-43778	Well #2 (1996)	Adult	Female	Well #3	0.21	Yes
1204-43779	Well #1 (1996)	Adult	Male	Well #2	0.07	Yes
1204-43780	Trailer #1 (1996)	Adult	Male	Trailer #1	0.00	Yes
1204-43783	Trailer #2 (1996)	Adult	Female	Trailer #1	0.23	Yes
1204-43791	Trailer #1 (1996)	Juvenile	Male	Baja Pole #19	1.24	Yes
614-89656	Sub South #6 (1996)	Juvenile	Male	Baja #3	1.57	Yes
614-89672	Sub East #1	Juvenile	Male	Power-line #2	1.12	Yes
614-89673	Sub South #4 (1996)	Juvenile	Female	Sub East #1	1.52	Yes
614-89678	Trailer #2 (1996)	Juvenile	Female	Power-line #2	1.77	Yes

<sup>a</sup>reflects *breeding dispersal* distance if adult when initially banded, and *natal dispersal* distance if juvenile when first banded.

Table 3. Pattern of nest burrow (re-) use in the Kuna Butte study area (1994 - 1997). X = burrow used for nesting; (F) = nesting attempt failed and no young fledged; O = burrow not used for nesting, confirmed; NM = burrow not monitored for use during our study; -- = burrow likely not used; \* = artificial burrows placed around historical natural burrow; X\* = pair nested in artificial burrow at historical site.

Nest Name	1994	1995	1996	1997
Dairy #1	X (F)	O	O	NM
Dairy #2	X	X	X	NM
Dairy #3	X	O	O	NM
Dairy #4	X (F)	O	O	NM
Dairy #5	X (F)	O	O	NM
Dairy #6	X	X	X	NM
Dairy #7	--	--	X (F)	NM
Sewage Pond #1	X	X	X	X*
Sewage Pond #2	--	X	X	X*
Kuna Butte #1a	X (F)	Destroyed	Destroyed	Destroyed
Kuna Butte #1b	--	X	X	X*
Kuna Butte #2	X	X	O	X (F)
Kuna Butte #3	X	O	O	X*
Kuna Butte #4	X (F)	O	O	NM
Kuna Butte #5	X	X	X	O*
Kuna Butte #6	X	X	O	X*
Kuna Butte #7	--	--	X	O*
Effluent Field North #1	--	--	X	X*
Effluent Field South #1	--	--	X	X*
Kuna Cave #1	NM	X	O	O
Kuna Cave #2	NM	X	X	O*
Kunda Cave #3	NM	X	X	O*
Swan Falls 1	X	O	O	O
Swan Falls South	--	X (F)	O	O
Swan Falls #3	--	--	X	O*
Swan Falls #4	--	--	X	X*
J. Hayes	(likely used) <sup>a</sup>	X	X	O*
B. Stewart #1	O	X	X	X*
B. Stewart #2	O	X	X	X*
IBP #1a	X (F)	O	O	NM
IBP #1b	--	X	O	NM
IBP #2	X	X	X	NM
Indian Creek S.	--	X	O	NM
Indian Creek W.	NM	X	O	NM



Table 3 continued

Nest Name	1994	1995	1996	1997
IAP #1	--	X	O	NM
IAP #2	NM	X	O	NM
Beig #1	NM	NM	NM	X*
Poen #1	NM	NM	NM	X
Honeybee #1	NM	NM	NM	X (F)

<sup>a</sup>free-flying juveniles observed in vicinity of burrow but nesting in burrow not confirmed.

Table 4. Pattern of nest burrow (re-) use in the Grand View study area (1996- 1997). X = burrow used for nesting; (F) = nesting attempt failed and no young fledged; 0 = burrow not used for nesting, confirmed; NM = burrow not monitored for use during our study; -- = burrow likely not used; \* = artificial burrows placed around historical natural burrow; X\* = pair nested in artificial burrow at historical site.

Nest Name	1996	1997		
Trailer #1	X	X*		
Trailer #2	X	X*		
Trailer #3	X	Destroyed		
Trailer #4	NM	X*		
Trailer #5	--	X		
Well #1	X	O*		
Well #2	X	X*		
Baha #1	X	X*		
Baha #5	NM	X		
Trailer View #1	X	X*		
Trailer View #4	--	X		
Grand View #2	X	O*		
Grand View #3	O	O*		
Grand View #19	X	X*		
Substation South #1	X	X*		
Substation South #2	X	X*		
Substation South #4	X	O*		
Substation #5	O	X*		
Substation #6	X	X*		
Substation #7	--	O*		
Substation South #8	--	X (F)		
Substation East #1	X	X*		
Substation East #2	--	X		
C.J. Strike Dam #1	NM	X		
97-1	NM	X		
97-2	NM	X (F)		
97-3	NM	X		

Table 5. Occupied nest name, identity of breeding adults, and number of nestlings or fledglings banded and observed in the Kuna Butte and Grand View study areas during the 1997 breeding period. Unless otherwise indicated, adults were initially banded in 1997. Dashes (--) indicate breeding owls that remained unbanded. Question Marks (?) indicate unknown numbers of young for a nest.

Nest Name	Burrow Type	Adult Male	Adult Female	#Young Banded (observed)
<b><i>Kuna Butte Study Area</i></b>				
Sewage Pond #1	Artificial	--	614-89701	10 (10)
Sewage Pond #2	Artificial	1204-43767 <sup>a</sup>	614-89705	3 (3)
Kuna Butte #1b	Artificial	--	614-89722	4 (4)
Kuna Butte #3	Artificial	--	614-52150	1 (2)
Kuna Butte #6	Artificial	614-89644 <sup>b</sup>	1204-57010	1 (?)
Kuna Butte Gravel #1	Artificial	1204-43766 <sup>c</sup>	614-89723	4 (4)
Kuna Butte Ag. #1	Artificial	614-89725	614-52149	8 (8)
Kuna Cave Satellite #1	Artificial	--	614-52148	7 (7)
Effluent Field North #1	Artificial	--	614-89708	9 (9)
Effluent Field North #2	Artificial	614-89724	1204-43751 <sup>d</sup>	9 (9)
Effluent Field North #3	Natural	--	1204-43764 <sup>e</sup>	1 (?)
Effluent Field South #1	Artificial	614-89726	614-89704	8 (8)
Effluent Field South #2	Artificial	Unk. Band <sup>f</sup>	614-89706	10 (10)
Swan Falls #4	Artificial	--	614-89696	10 (10)
Swan Falls #6	Natural	--	614-52279	4 (6)
Swan Falls #7	Natural	--	--	1 (?)
Swan Falls #8	Natural	--	1204-59409	1 (5)
Prison #1	Artificial	--	614-89707	7 (7)
Prison #2	Artificial	--	614-89727	2 (2)
Poen #1	Natural	--	--	1 (?)
Beig #1	Artificial	--	--	7 (7)
B. Stewart #1	Artificial	614-89793	614-89702	9 (9)
B. Stewart #2	Artificial	--	614-89703	4 (4)
B. Stewart #3	Natural	--	1204-57041	2 (?)
<b><i>Grand View Study Area</i></b>				
Trailer #1	Artificial	1204-43780 <sup>g</sup>	1204-43783 <sup>h</sup>	10 (10)
Trailer #2	Artificial	--	614-89693	5 (5)
Trailer #4	Artificial	--	614-52152	11 (11)
Trailer #5	Natural	1204-43777 <sup>i</sup>	614-52292	4 (5)
Well #2	Artificial	1204-43779 <sup>j</sup>	614-52222	11 (11)
Well #3	Artificial	--	1204-43778 <sup>k</sup>	11 (11)
Baha #1	Artificial	--	614-89692	8 (8)

Table 5. Continued.

Nest Name	Burrow Type	Adult Male	Adult Female	#Young Banded (observed)
Baha #3	Artificial	614-89656 <sup>l</sup>	614-89695	6 (6)
Baha #5	Natural	--	--	4 (6)
Trailer View #1	Artificial	--	614-52147	7 (7)
Trailer View #4	Natural	--	--	0 (>1)
Grand View #19	Artificial	--	614-89694	5 (5)
Substation South #1	Artificial	--	614-52164	7 (7)
Substation South #2	Artificial	--	--	11 (11)
Substation South #5	Artificial	--	--	7 (7)
Substation South #6	Artificial	1204-59405	614-52151	6 (6)
Substation South #8	Natural	614-89690	614-52277	0 (0)
Substation East #1	Artificial	--	614-89673 <sup>m</sup>	8 (8)
Substation East #2	Natural	--	614-52257	3 (?)
Powerline #2	Artificial	614-89672 <sup>n</sup>	614-89678 <sup>o</sup>	3 (3)
Powerline #3	Artificial	--	614-52195	2 (2)
Powerline #5	Artificial	614-52298	614-52244	2 (2)
Baja Pole #19	Artificial	1204-43791 <sup>p</sup>	614-89691	7 (7)
C.J. Strike Dam #1	Natural	--	614-89687	1 (?)
97-1	Natural	--	614-52278	4 (6)
97-2	Natural	--	614-89688	0 (?)
97-3	Natural	--	614-89698	0 (?)

<sup>a</sup>banded as breeding male at Sewage Pond #1 in 1996.

<sup>b</sup>banded as nestling at Dairy #2 in 1996.

<sup>c</sup>banded as nestling at Kuna Cave #2 in 1996.

<sup>d</sup>banded as breeding female at Kuna Butte #1 in 1996.

<sup>e</sup>banded as nestling at Effluent Field North #1 nest in 1996.

<sup>f</sup>unidentified because lacking color bands and did not capture in 1997.

<sup>g</sup>banded as breeding male at same nest in 1996.

<sup>h</sup>banded as breeding female at Trailer #2 nest in 1996.

<sup>i</sup>banded as nestling at Trailer #2 nest in 1996.

<sup>j</sup>banded as breeding male at Well #1 nest in 1996.

<sup>k</sup>banded as breeding female at Well #2 nest in 1996.

<sup>l</sup>banded as nestling at Substation South #2 nest in 1996.

<sup>m</sup>banded as nestling at Substation South #4 nest in 1996.

<sup>n</sup>banded as nestling at Substation East #1 nest in 1996.

<sup>o</sup>banded as nestling at Trailer #2 nest in 1996.

<sup>p</sup>banded as nestling at Trailer #1 nest in 1996.

Table 6. Occupancy of artificial burrow clusters of 3 placed around natural nest burrows used in either 1995 or 1996 and patterns of chamber size selection for each occupied nest burrow. An asterisk (\*) indicates the minimum number of eggs possible as some nests were not checked until hatching began.

Nest Name	Occupied	Chamber Size Used	# Eggs Laid(# Fledged <sup>a</sup> )
<b><i>Kuna Butte Study Area</i></b>			
Sewage Pond #1	Yes	Large	11* (8)
Sewage Pond #2	Yes	Medium	9* (3) <sup>b</sup>
Kuna Butte #1b	Yes	Large	8 (3)
Kuna Butte #5	No	--	--
Kuna Butte #7	No	--	--
Effluent Field North #1	Yes	Large	9 (8)
Effluent Field South #1	Yes	Large	9 (8)
Kuna Cave #2	No	--	--
Kuna Cave #3	No	--	--
Swan Falls #3	No	--	--
Swan Falls #4	Yes	Large	11 (10)
Prison #1	Yes	Large	7 (7)
J. Hayes #1	No	--	--
J. Hayes #2	No	--	--
J. Hayes #3	No	--	--
B. Stewart #1	Yes	Medium <sup>c</sup>	9 (8)
B. Stewart #2	Yes	Small <sup>d</sup>	8 (4)
<b><i>Grand View Study Area</i></b>			
Trailer #1	Yes	Large	10 (5)
Trailer #2	Yes	Large	10* (5)
Trailer #4	Yes	Large	12* (8)
Well #1	No	--	--
Well #2	Yes	Large	11 (5)
Baha #1	Yes	Small	9* (4)
Substation East #1	Yes	Large	8* (8)
Trailer View #1	Yes	Medium	8* (7)
Grand View #2	No	--	--
Grand View #3	No	--	--
Grand View #19	Yes	Large	10 (3)
Substation South #1	Yes	Large	10 (7)
Substation South #2	Yes	Large	11* (6)
Substation South #4	No	--	--

Table 6 continued

Nest Name	Occupied	Chamber Size Used	# Eggs Laid(# Fledged <sup>a</sup> )
<b><i>Grand View Study Area</i></b>			
Substation South #5	Yes	Large	12* (6)
Substation South #6	Yes	Large	9 (4)
Substation South #7	No	--	--

<sup>a</sup>juvenile burrowing owls considered fledged at 28 d old.

<sup>b</sup>six eggs did not hatch.

<sup>c</sup>large chamber collapsed prior to nest site selection because of trampling by cattle.

<sup>d</sup>large chamber and tunnel to medium chamber collapsed prior to nest site selection because of trampling by cattle.

Table 7. Occupancy of artificial burrow clusters of 2 placed in suitable burrowing habitat and patterns of tunnel diameter selection for each occupied nest burrow.

Nest Name	Occupied	Tunnel Diameter Used	# Eggs Laid(# Fledged <sup>a</sup> )
<b><i>Kuna Butte Study Area</i></b>			
Kuna Butte Gravel #1	Yes	10 cm	9 (4)
Kuna Butte Gravel #2	No	--	--
Effluent Field North #2	Yes	10 cm	9 (9)
Effluent Field South #2	Yes	15 cm	10 (7)
Kuna Cave Satellite #1	Yes	10 cm	8 (7)
Kuna Cave Satellite #2	No	--	--
Kuna Butte Ag #1	Yes	15 cm	10 (8)
Swan Falls Satellite #5	No	--	--
Prison #2	Yes	15 cm	9 (2) <sup>b</sup>
Prison #3	No	--	--
<b><i>Grand View Study Area</i></b>			
Powerline #1	No	--	--
Powerline #2	Yes	10 cm	9 (2)
Powerline #3	Yes	10 cm	11 (2)
Powerline #4	No	--	--
Powerline #5	Yes	10 cm	8 (2)
Substation Southeast #1	No	--	--
Baha Pole #19	Yes	10 cm	9 (7)
Trailer View #2	No	--	--
Trailer View #3	No	--	--
Well #3	Yes	15 cm	11 (11)
Baha #2	No	--	--
Baha #3	Yes	10 cm	10 (6)
Baha #4	No	--	--
Backyard #1	No	--	--

<sup>a</sup>juvenile burrowing owls considered fledged at 28 d old.

<sup>b</sup>adult male was killed by red-tailed hawk (*Buteo jamaicensis*) two days after last egg hatched; two young survived to fledge out of nine eggs laid.

## APPENDIX A

### Banding Data

Band numbers, date of marking, age, sex, color-marking on right and left legs, and location for burrowing owls banded near Kuna, Ada County and near Grand View, Elmore County, Idaho during 1997.

#### Age:

AHY = after hatching year, adult bird

L = local (a young bird incapable of sustained flight)

HY = hatching year (birds older than 35 days of age known to have hatched during the 1997 calendar year but capable of sustained flight)

#### Sex:

M = male

F = female (sexed based on behavior and presence of brood patch)

U = unknown

#### Color band:

AL = aluminum

R = red

B = blue

G = green

Y = yellow

W = white

P=pink

Band Number	Date	Age	Sex	Right Top	Right Bottom	Left Top	Left Bottom	Area
614-89687	25-Apr	AHY	F	P	W	B	AL	Grand View
614-89688	25-Apr	AHY	F	P	P	B	AL	Grand View
614-89689	25-Apr	AHY	F	R	R	G	AL	Grand View
614-89690	25-Apr	AHY	M	R	B	G	AL	Grand View
614-89691	14-May	AHY	F	G	Y	W	AL	Grand View
614-89692	14-May	AHY	F	R	Y	G	AL	Grand View
614-89693	14-May	AHY	F	R	W	G	AL	Grand View
614-89694	15-May	AHY	F	R	P	G	AL	Grand View
614-89695	16-May	AHY	F	B	R	G	AL	Grand View
614-89696	18-May	AHY	F	B	B	G	AL	Kuna
614-89697	18-May	L	U	B	G	G	AL	Grand View
614-89698	18-May	L	U	B	Y	G	AL	Grand View
614-89699	18-May	L	U	B	W	G	AL	Grand View
614-89700	18-May	L	U	B	P	G	AL	Grand View
614-52144	18-May	L	U	G	R	G	AL	Grand View
614-52145	18-May	L	U	G	B	G	AL	Grand View



Band Number	Date	Age	Sex	Right Top	Right Bottom	Left Top	Left Bottom	Area
614-52146	18-May	L	U	G	G	G	AL	Grand View
614-52147	19-May	AHY	F	G	Y	G	AL	Grand View
614-52148	20-May	AHY	F	G	W	G	AL	Kuna
614-52149	20-May	AHY	G	G	P	G	AL	Kuna
614-52150	20-May	AHY	F	Y	R	G	AL	Kuna
614-52151	21-May	AHY	F	Y	B	G	AL	Grand View
614-52152	21-May	AHY	F	Y	G	G	AL	Grand View
614-52153	22-May	L	U	Y	Y	G	AL	Grand View
614-52154	22-May	L	U	Y	W	G	AL	Grand View
614-52155	22-May	L	U	Y	P	G	AL	Grand View
614-52156	22-May	L	U	W	R	G	AL	Grand View
614-52157	22-May	L	U	W	B	G	AL	Grand View
614-52158	22-May	L	U	W	G	G	AL	Grand View
614-52159	22-May	L	U	W	Y	G	AL	Grand View
614-52160	22-May	L	U	W	W	G	AL	Grand View
614-52161	22-May	L	U	W	P	G	AL	Grand View
614-52162	22-May	L	U	P	R	G	AL	Grand View
614-52163	22-May	L	U	P	B	G	AL	Grand View
614-52164	22-May	AHY	F	P	G	G	AL	Grand View
614-52165	24-May	L	U	P	Y	G	AL	Grand View
614-52166	24-May	L	U	P	W	G	AL	Grand View
614-52167	24-May	L	U	P	P	G	AL	Grand View
614-52168	24-May	L	U	R	R	Y	AL	Grand View
614-52169	24-May	L	U	R	B	Y	AL	Grand View
614-52170	24-May	L	U	R	G	Y	AL	Grand View
614-52171	24-May	L	U	R	Y	Y	AL	Grand View
614-52172	24-May	L	U	R	W	Y	AL	Grand View
614-52173	24-May	L	U	R	P	Y	AL	Grand View
614-52174	24-May	L	U	B	R	Y	AL	Grand View
614-52175	24-May	L	U	B	B	U	AL	Grand View
614-52176	24-May	L	U	B	G	Y	AL	Grand View
614-52177	24-May	L	U	B	Y	Y	AL	Grand View
614-52178	24-May	L	U	B	W	Y	AL	Grand View
614-52179	24-May	L	U	B	P	Y	AL	Grand View
614-52180	24-May	L	Y	G	R	Y	AL	Grand View
614-52181	24-May	L	U	G	B	Y	AL	Grand View
614-52182	24-May	L	U	G	G	Y	AL	Grand View
614-52183	24-May	L	U	G	Y	Y	AL	Grand View
614-52184	24-May	L	U	G	W	Y	AL	Grand View
614-52185	24-May	L	U	G	P	Y	AL	Grand View
614-52186	24-May	L	U	Y	R	Y	AL	Grand View
614-52187	24-May	L	U	Y	B	Y	AL	Grand View
614-52188	24-May	L	U	Y	G	Y	AL	Grand View

Band Number	Date	Age	Sex	Right Top	Right Bottom	Left Top	Left Bottom	Area
614-52189	24-May	L	U	Y	Y	Y	AL	Grand View
614-52190	24-May	L	U	Y	W	Y	AL	Grand View
614-52191	24-May	L	U	Y	P	Y	AL	Grand View
614-52192	24-May	L	U	W	R	Y	AL	Grand View
614-52193	24-May	L	U	W	B	Y	AL	Grand View
614-52194	24-May	L	U	W	G	Y	AL	Grand View
614-52195	24-May	AHY	F	W	Y	Y	AL	Grand View
614-52196	25-May	L	U	W	W	Y	AL	Grand View
614-52197	25-May	L	U	W	P	Y	AL	Grand View
614-52198	25-May	L	U	P	R	Y	AL	Grand View
614-52199	25-May	L	U	P	B	Y	AL	Grand View
614-52200	25-May	L	U	P	G	Y	AL	Grand View
614-52201	25-May	L	U	P	Y	Y	AL	Grand View
614-52202	25-May	L	U	P	W	Y	AL	Grand View
614-52203	25-May	L	U	P	P	Y	AL	Grand View
614-52204	25-May	L	U	R	R	W	AL	Grand View
614-52205	25-May	L	U	R	B	W	AL	Grand View
614-52206	25-May	L	U	R	G	W	AL	Grand View
614-52207	25-May	L	U	R	Y	W	AL	Grand View
614-52208	25-May	L	U	R	W	W	AL	Grand View
614-52209	25-May	L	Y	R	P	W	AL	Grand View
614-52210	25-May	L	U	B	R	W	AL	Grand View
614-52211	25-May	L	U	B	B	W	AL	Grand View
614-52212	25-May	L	U	B	G	W	AL	Grand View
614-52213	25-May	L	U	B	Y	W	AL	Grand View
614-52214	25-May	L	U	B	W	W	AL	Grand View
614-52215	25-May	L	U	B	P	W	AL	Grand View
614-52216	25-May	L	U	G	R	W	AL	Grand View
614-52217	25-May	L	U	G	B	W	AL	Grand View
614-52218	25-May	L	U	G	G	W	AL	Grand View
614-52219	25-May	L	U	R	R	AL	R	Grand View
614-52220	25-May	L	U	AL	R	R	B	Grand View
614-52221	25-May	L	U	AL	R	R	G	Grand View
614-52222	25-May	AHY	F	AL	R	R	Y	Grand View
614-52223	26-May	L	U	AL	R	R	W	Kuna
614-52224	26-May	L	U	AL	R	R	P	Kuna
614-52225	26-May	L	U	AL	R	B	R	Kuna
614-52226	26-May	L	U	AL	R	B	B	Kuna
614-52227	26-May	L	U	AL	R	B	G	Kuna
614-52228	26-May	L	U	AL	R	B	Y	Kuna
614-52229	26-May	L	U	AL	R	B	W	Kuna
614-52230	26-May	L	U	AL	R	B	P	Kuna

Band Number	Date	Age	Sex	Right Top	Right Bottom	Left Top	Left Bottom	Area
614-52231	26-May	L	U	AL	R	G	R	Kuna
614-52232	26-May	L	U	AL	R	G	B	Kuna
614-52233	26-May	L	U	AL	R	G	G	Grand View
614-52234	26-May	L	U	AL	R	G	Y	Grand View
614-52235	26-May	L	U	AL	R	G	W	Grand View
614-52236	26-May	L	U	AL	R	G	P	Grand View
614-52237	26-May	L	U	AL	R	Y	R	Grand View
614-52238	26-May	L	U	AL	R	Y	B	Grand View
614-52239	26-May	L	U	AL	R	Y	G	Grand View
614-52240	26-May	L	U	AL	R	Y	Y	Grand View
614-52241	26-May	L	U	AL	R	Y	W	Grand View
614-52242	26-May	L	U	AL	R	Y	P	Grand View
614-52243	26-May	L	U	AL	R	W	R	Grand View
614-52244	27-May	AHY	F	AL	R	W	B	Grand View
614-52245	29-May	L	U	AL	R	W	G	Grand View
614-52246	29-May	L	U	AL	R	W	Y	Grand View
614-52247	29-May	L	U	AL	R	W	W	Grand View
614-52248	29-May	L	U	AL	R	W	P	Grand View
614-52249	29-May	L	U	AL	R	P	R	Grand View
614-52250	29-May	L	U	AL	R	P	B	Grand View
614-52251	29-May	L	U	AL	R	P	G	Grand View
614-52252	29-May	L	U	AL	R	P	Y	Grand View
614-52253	29-May	L	U	AL	R	P	W	Grand View
614-52254	29-May	L	U	AL	R	P	P	Grand View
614-52255	29-May	L	U	AL	B	R	R	Grand View
614-52256	29-May	L	U	AL	B	R	B	Grand View
614-52257	29-May	AHY	F	AL	B	R	G	Grand View
614-52258	27-May	L	U	AL	B	R	Y	Grand View
614-52259	27-May	L	U	AL	B	R	W	Grand View
614-52260	27-May	L	U	AL	B	R	P	Grand View
614-52261	27-May	L	U	AL	B	B	R	Grand View
614-52262	27-May	L	U	AL	B	B	B	Grand View
614-52263	27-May	L	U	AL	B	B	G	Grand View
614-52264	27-May	L	U	AL	B	B	Y	Grand View
614-52265	27-May	L	U	AL	B	B	W	Grand View
614-52266	27-May	L	U	AL	B	B	P	Grand View
614-52267	27-May	L	U	AL	B	G	R	Grand View
614-52268	27-May	L	U	AL	B	G	B	Grand View
614-52269	27-May	L	U	AL	B	G	G	Grand View
614-52270	27-May	L	U	AL	B	G	Y	Grand View
614-52271	27-May	L	U	AL	B	G	W	Grand View
614-52272	27-May	L	U	AL	B	G	P	Grand View
614-52273	27-May	L	U	AL	B	Y	R	Grand View

Band Number	Date	Age	Sex	Right Top	Right Bottom	Left Top	Left Bottom	Area
614-52274	27-May	L	U	AL	B	Y	B	Grand View
614-52275	27-May	L	U	AL	B	Y	G	Grand View
614-52276	28-May	L	U	AL	B	Y	Y	Kuna
614-52277	29-May	AHY	F	AL	B	Y	W	Grand View
614-52278	29-May	AHY	F	AL	B	Y	P	Grand View
614-52279	30-May	AHY	F	AL	B	W	R	Kuna
614-52280	30-May	L	U	AL	B	W	B	Kuna
614-52281	30-May	L	U	AL	B	W	G	Kuna
614-52282	31-May	AHY	F	AL	B	W	Y	Kuna
614-52283	2-Jun	L	U	AL	B	W	W	Kuna
614-52284	2-Jun	L	U	AL	B	W	P	Kuna
614-52285	2-Jun	L	U	AL	B	P	G	Kuna
614-52286	2-Jun	L	U	AL	B	P	B	Kuna
614-52287	2-Jun	L	U	AL	B	P	R	Kuna
614-52288	2-Jun	L	U	AL	B	P	Y	Kuna
614-52289	2-Jun	L	U	AL	B	P	W	Kuna
614-52290	2-Jun	L	U	AL	B	P	P	Grand View
614-52291	2-Jun	L	U	AL	G	R	R	Grand View
614-52292	2-Jun	AHY	F	AL	G	R	B	Grand View
614-52293	2-Jun	L	U	AL	G	R	G	Grand View
614-52294	2-Jun	L	U	AL	G	R	Y	Grand View
614-52295	2-Jun	L	U	AL	G	R	W	Grand View
614-52296	2-Jun	L	U	AL	G	R	P	Grand View
614-52297	2-Jun	L	U	AL	G	B	R	Grand View
614-52298	4-Jun	AHY	M	AL	G	B	B	Grand View
614-52299	4-Jun	L	U	AL	G	B	G	Grand View
614-52300	4-Jun	L	U	AL	G	B	Y	Grand View
1204-59401	4-Jun	L	U	AL	G	B	W	Grand View
1204-59402	4-Jun	L	U	AL	G	B	P	Grand View
1204-59403	4-Jun	L	U	AL	G	G	R	Grand View
1204-59404	4-Jun	L	U	AL	G	G	B	Grand View
1204-59405	4-Jun	AHY	M	AL	G	G	G	Grand View
1204-59406	5-Jun	L	U	AL	G	G	Y	Kuna
1204-59407	5-Jun	L	U	AL	G	G	W	Kuna
1204-59408	6-Jun	L	U	AL	G	G	P	Kuna
1204-59409	6-Jun	AHY	F	AL	G	Y	R	Kuna
1204-59410	18-Jun	AHY	M	AL	G	Y	B	Grand View
1204-59411	20-Jun	L	U	AL	G	Y	G	Grand View
1204-59412	20-Jun	L	U	AL	G	Y	Y	Grand View
1204-59413	21-Jun	L	U	AL	G	Y	W	Kuna
1204-59414	23-Jun	HY	U	AL	G	Y	P	Grand View
1204-59415	23-Jun	HY	U	AL	G	W	R	Grand View
1204-59416	23-Jun	HY	U	AL	G	W	B	Grand View

Band Number	Date	Age	Sex	Right Top	Right Bottom	Left Top	Left Bottom	Area
1204-59417	27-Jun	HY	U	AL	G	W	G	Grand View
1204-59418	27-Jun	HY	U	AL	G	W	Y	Grand View
1204-59419	27-Jun	HY	U	AL	G	W	W	Grand View
1204-59420	28-Jun	L	U	AL	G	W	P	Grand View
1204-59421	28-Jun	L	U	AL	G	P	R	Grand View
1204-59422	28-Jun	L	U	AL	G	P	B	Grand View
1204-59423	28-Jun	L	U	AL	G	P	G	Grand View
1204-59424	28-Jun	HY	U	AL	G	P	Y	Grand View
1204-59425	3-Jul	L	U	AL	G	P	W	Grand View
1204-59426	3-Jul	L	U	AL	G	P	P	Grand View
1204-59427	3-Jul	L	U	AL	Y	R	R	Grand View
1204-59428	5-Jul	HY	U	AL	Y	R	B	Grand View
1204-59429	12-Jul	HY	U	AL	Y	R	G	Grand View
1204-59430	21-Jul	AHY	M	AL	Y	R	Y	Grand View
614-89701	11-May	AHY	F	R	G	G	AL	Kuna
614-89702	17-May	AHY	F	G	W	W	AL	Kuna
614-89703	17-May	AHY	F	G	P	W	AL	Kuna
614-89704	17-May	AHY	F	Y	R	W	AL	Kuna
614-89705	17-May	AHY	F	Y	B	W	AL	Kuna
614-89706	17-May	AHY	F	Y	G	W	AL	Kuna
614-89707	19-May	AHY	F	Y	Y	W	AL	Kuna
614-89708	20-May	AHY	F	Y	W	W	AL	Kuna
614-89709	23-May	L	U	Y	P	W	AL	Kuna
614-89710	23-May	L	U	W	R	W	AL	Kuna
614-89711	23-May	L	U	W	B	W	AL	Kuna
614-89712	23-May	L	U	W	G	W	AL	Kuna
614-89713	23-May	L	U	W	Y	W	AL	Kuna
614-89714	23-May	L	U	W	W	W	AL	Kuna
614-89715	23-May	L	U	W	P	W	AL	Kuna
614-89716	23-May	L	U	P	R	W	AL	Kuna
614-89717	23-May	L	U	P	B	W	AL	Kuna
614-89718	23-May	L	U	P	G	W	AL	Kuna
614-89719	23-May	L	U	P	Y	W	AL	Kuna
614-89720	23-May	L	U	P	W	W	AL	Kuna
614-89721	23-May	L	U	P	P	W	AL	Kuna
614-89722	26-May	AHY	F	R	R	P	AL	Kuna
614-89723	28-May	AHY	F	R	B	P	AL	Kuna
614-89724	28-May	AHY	M	R	G	P	AL	Kuna
614-89725	30-May	AHY	M	P	AL	R	Y	Kuna
614-89726	31-May	AHY	M	R	W	P	AL	Kuna
614-89727	1-Jun	AHY	F	R	P	P	AL	Kuna
614-89728	1-Jun	L	U	B	R	P	AL	Kuna
614-89729	1-Jun	L	U	B	B	P	AL	Kuna

Band Number	Date	Age	Sex	Right Top	Right Bottom	Left Top	Left Bottom	Area
614-89730	1-Jun	L	U	B	G	P	AL	Kuna
614-89731	1-Jun	L	U	B	Y	P	AL	Kuna
614-89732	1-Jun	L	U	B	W	P	AL	Kuna
614-89733	1-Jun	L	U	B	P	P	AL	Kuna
614-89734	1-Jun	L	U	G	R	P	AL	Kuna
614-89735	1-Jun	L	U	G	B	P	AL	Kuna
614-89736	1-Jun	L	U	G	G	P	AL	Kuna
614-89737	1-Jun	L	U	G	Y	P	AL	Kuna
614-89738	1-Jun	L	U	G	W	P	AL	Kuna
614-89739	1-Jun	L	U	G	P	P	AL	Kuna
614-89740	1-Jun	L	U	Y	R	P	AL	Kuna
614-89741	1-Jun	L	U	Y	B	P	AL	Kuna
614-89742	1-Jun	L	U	Y	G	P	AL	Kuna
614-89743	1-Jun	L	U	Y	Y	P	AL	Kuna
614-89744	1-Jun	L	U	Y	W	P	AL	Kuna
614-89745	1-Jun	L	U	Y	P	P	AL	Kuna
614-89746	1-Jun	L	U	W	R	P	AL	Kuna
614-89747	1-Jun	L	U	W	B	P	AL	Kuna
614-89748	1-Jun	L	U	W	G	P	AL	Kuna
614-89749	1-Jun	L	U	W	Y	P	AL	Kuna
614-89750	1-Jun	L	U	W	W	P	AL	Kuna
614-89751	1-Jun	L	U	W	P	P	AL	Kuna
614-89752	1-Jun	L	U	P	R	P	AL	Kuna
614-89753	1-Jun	L	U	P	B	P	AL	Kuna
614-89754	1-Jun	L	U	P	G	P	AL	Kuna
614-89755	1-Jun	L	U	P	Y	P	AL	Kuna
614-89756	1-Jun	L	U	P	W	P	AL	Kuna
614-89757	1-Jun	L	U	P	P	P	AL	Kuna
614-89758	1-Jun	L	U	AL	R	R	R	Kuna
614-89759	4-Jun	L	U	R	B	AL	R	Kuna
614-89760	4-Jun	L	U	R	G	AL	R	Kuna
614-89761	4-Jun	L	U	R	Y	AL	R	Kuna
614-89762	4-Jun	L	U	R	W	AL	R	Kuna
614-89763	4-Jun	L	U	R	P	AL	R	Kuna
614-89764	4-Jun	L	U	B	R	AL	R	Kuna
614-89765	4-Jun	L	U	B	B	AL	R	Kuna
614-89766	4-Jun	L	U	B	G	AL	R	Kuna
614-89767	4-Jun	L	U	B	Y	AL	R	Kuna
614-89768	5-Jun	L	U	B	W	AL	R	Kuna
614-89769	12-Jun	L	U	B	P	AL	R	Kuna
614-89770	12-Jun	L	U	G	R	AL	R	Kuna
614-89771	12-Jun	L	U	G	B	AL	R	Kuna
614-89772	12-Jun	L	U	G	G	AL	R	Kuna

Band Number	Date	Age	Sex	Right Top	Right Bottom	Left Top	Left Bottom	Area
614-89773	12-Jun	L	U	B	Y	AL	R	Kuna
614-89774	12-Jun	L	U	G	W	AL	R	Kuna
614-89775	12-Jun	L	U	G	P	AL	R	Kuna
614-89776	12-Jun	L	U	Y	R	AL	R	Kuna
614-89777	12-Jun	L	U	Y	B	AL	R	Kuna
614-89778	12-Jun	L	U	Y	G	AL	R	Kuna
614-89779	12-Jun	L	U	Y	Y	AL	R	Kuna
614-89780	12-Jun	L	U	Y	W	AL	R	Kuna
614-89781	12-Jun	L	U	Y	P	AL	R	Kuna
614-89782	12-Jun	L	U	W	R	AL	R	Kuna
614-89783	12-Jun	L	U	W	B	AL	R	Kuna
614-89784	12-Jun	L	U	W	G	AL	R	Kuna
614-89785	12-Jun	L	U	W	Y	AL	R	Kuna
614-89786	12-Jun	L	U	W	W	AL	R	Kuna
614-89787	12-Jun	L	U	W	P	AL	R	Kuna
614-89788	17-Jun	L	U	P	R	AL	R	Kuna
614-89789	17-Jun	L	U	P	B	AL	R	Kuna
614-89790	17-Jun	L	U	P	G	AL	R	Kuna
614-89791	17-Jun	L	U	P	Y	AL	R	Kuna
614-89792	17-Jun	H	U	P	W	AL	R	Kuna
614-89793	17-Jun	AHY	M	P	P	AL	R	Kuna
614-89794	17-Jun	L	U	R	R	AL	B	Kuna
614-89795	17-Jun	L	U	R	B	AL	B	Kuna
614-89796	17-Jun	L	U	R	G	AL	B	Kuna
614-89797	17-Jun	L	U	R	Y	AL	B	Kuna
614-89798	17-Jun	L	U	R	W	AL	B	Kuna
614-89799	17-Jun	L	U	R	P	AL	B	Kuna
614-89800	17-Jun	L	U	B	R	AL	B	Kuna
1204-57001	20-Jun	L	U	B	B	AL	B	Kuna
1204-57002	20-Jun	L	U	B	G	AL	B	Kuna
1204-57003	21-Jun	HY	U	B	Y	AL	B	Kuna
1204-57004	21-Jun	HY	U	B	W	AL	B	Kuna
1204-57005	21-Jun	HY	U	B	P	AL	B	Kuna
1204-57006	21-Jun	HY	U	G	R	AL	B	Kuna
1204-57007	21-Jun	HY	U	G	B	AL	B	Kuna
1204-57008	21-Jun	HY	U	G	G	AL	B	Kuna
1204-57009	21-Jun	HY	U	G	Y	AL	B	Kuna
1204-57010	21-Jun	AHY	F	G	W	AL	B	Kuna
1204-57011	21-Jun	HY	U	G	P	AL	B	Kuna
1204-57012	21-Jun	L	U	Y	R	AL	B	Kuna
1204-57013	1-Jul	L	U	Y	B	AL	B	Kuna
1204-57014	2-Jul	L	U	Y	G	AL	B	Kuna
1204-57015	15-Jul	L	U	Y	Y	AL	B	Kuna

Band Number	Date	Age	Sex	Right Top	Right Bottom	Left Top	Left Bottom	Area
1204-57016	15-Jul	L	U	Y	W	AL	B	Kuna
1204-57041	11-Jun	AHY	F	B	P	AL	G	Kuna
1204-43778*	15-May	AHY	F	W	AL	P	Y	Grand View
1204-43767*	17-May	AHY	M	W	AL	Y	W	Kuna
1204-43783*	25-May	AHY	F	P	AL	R	G	Grand View
1204-43751*	28-May	AHY	F	W	AL	B	R	Kuna
614-89678*	5-Jul	AHY	F	W	B	B	AL	Grand View
614-89672*	5-Jul	AHY	M	Y	B	B	AL	Grand View
614-89644*	31-May	AHY	M	W	Y	R	AL	Kuna
1204-43764*	2-Jul	AHY	F	W	AL	Y	B	Kuna

\*indicates recapture of previously banded burrowing owl.