

Stinking Springs Human Entry Closure Area

Heise

Kelly Canyon
Ski Area

Kelly Island
Campground

Heise Road

Stinking Springs
Trailhead

Closed to
Human Entry
From December 15
Until Sunrise
May 1

Closed to
Human Entry
From December 15
Until Sunrise
May 1

Snake River


South Fork

To Swan Valley






To Idaho Falls

26

Legend

 Closure Area

Surface Management Agency

-  Bureau of Land Management
-  Private
-  State of Idaho
-  US Forest Service
-  Other



0 0.25 0.5 1 Miles



No warranty is made by the Bureau of Land Management (BLM).
The accuracy, reliability, or completeness of these data
for individual use or aggregate use with other data
is not guaranteed. The following cannot be made Section 508
compliant. For help with its data or information, please
contact the BLM Idaho State Office Webmaster at 208-373-4000.



File Location: D:\GIS\projects\Closures\Stinking_Springs_Human_Entry_Closure_Updated_2020\201.mxd