



Campbell Creek Science Center

Phenology Wheel

Phenology (*feh-NAA-luh-jee*) is the study of how changing seasons impact living things and the environment. Scientists use phenology wheels to capture and share what is happening in nature. To create one, you will make and record careful observations over time.

Directions

1. Go outside and find a tree or shrub that you can easily visit every season of the year.
2. Observe your tree or shrub at least once each season and record your seasonal observations in the data sheet. Or, make copies of the data sheet and visit every month.
3. Select the monthly or seasonal phenology wheel template (or copy the pattern onto your own paper or a paper plate). Draw the tree or shrub in the center circle. Then, draw your observations in the corresponding season or month.


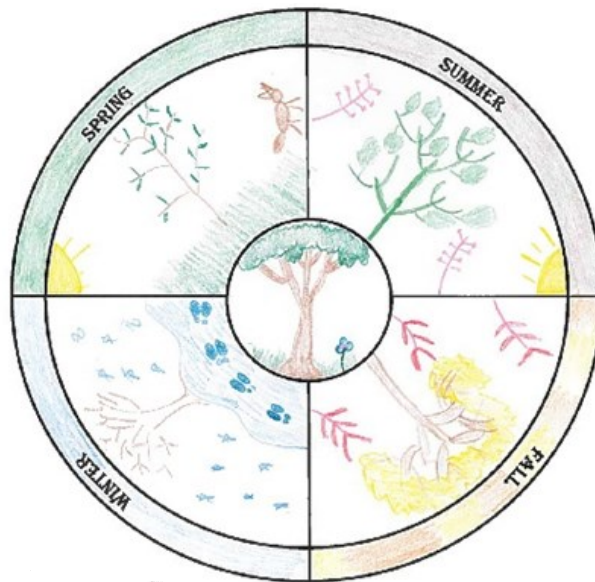
Materials

- Colored pencils, markers, or crayons
- Paper/paper plate (optional)

Questions

- What seasonal changes did you observe?
- Why do some trees and shrubs lose their leaves?

Notice how a phenology wheel shows seasonal changes in one simple diagram!





Phenology Data Sheet

Record your observations in the data sheet each time you visit the tree or shrub. Record whether leaves, fall leaves, buds, flowers, and/or fruits are present by circling "yes" or "no". The images below are examples of what fall leaves, flowering buds, and open flowers might look like. Use the large box to write or draw details you observe. What do you notice about it? What is happening to nearby plants?

Fall Leaves: "Yes" means one or more leaves show their late season colors.



Flowering Buds: "Yes" means one or more unopened flowers or leaves are present.



Open Flowers: "Yes" means one or more open flowers are present.

Date:	Leaves?	Yes	No	Observations:
Weather:	Fall Leaves?	Yes	No	
	Flowering Buds?	Yes	No	
	Open Flowers?	Yes	No	

Date:	Leaves?	Yes	No	Observations:
Weather:	Fall Leaves?	Yes	No	
	Flowering Buds?	Yes	No	
	Open Flowers?	Yes	No	

Date:	Leaves?	Yes	No	Observations:
Weather:	Fall Leaves?	Yes	No	
	Flowering Buds?	Yes	No	
	Open Flowers?	Yes	No	

Date:	Leaves?	Yes	No	Observations:
Weather:	Fall Leaves?	Yes	No	
	Flowering Buds?	Yes	No	
	Open Flowers?	Yes	No	

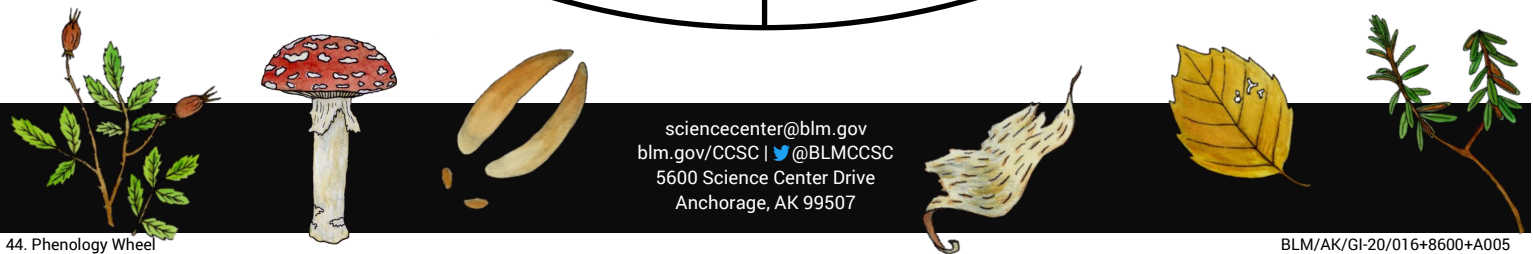
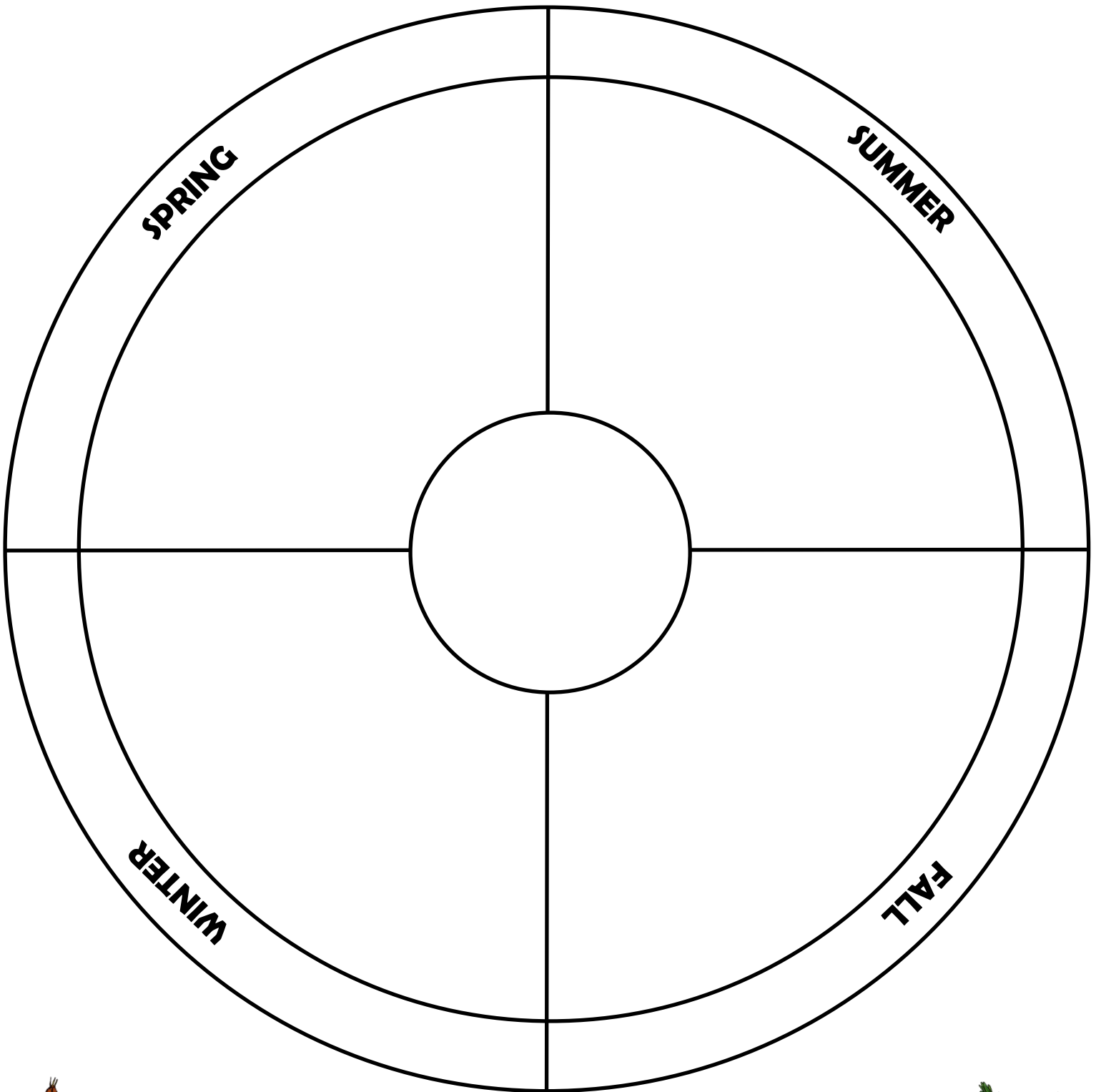


sciencecenter@blm.gov
blm.gov/CCSC | @BLMCCSC
5600 Science Center Drive
Anchorage, AK 99507





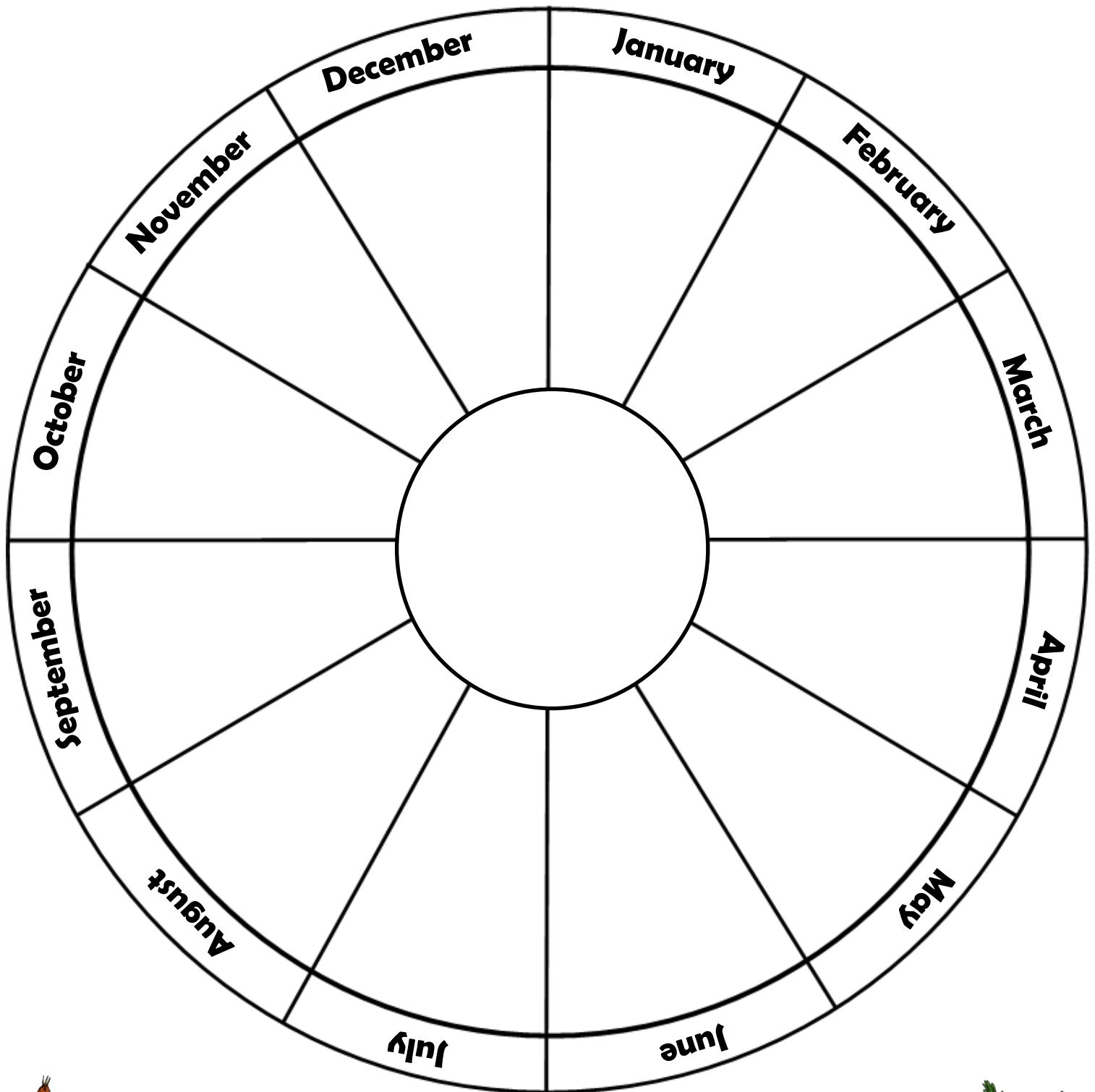
Phenology Wheel: By Season





U.S. Department of the Interior
Bureau of Land Management

Phenology Wheel: By Month



sciencecenter@blm.gov
blm.gov/CCSC | @BLMCCSC
5600 Science Center Drive
Anchorage, AK 99507

