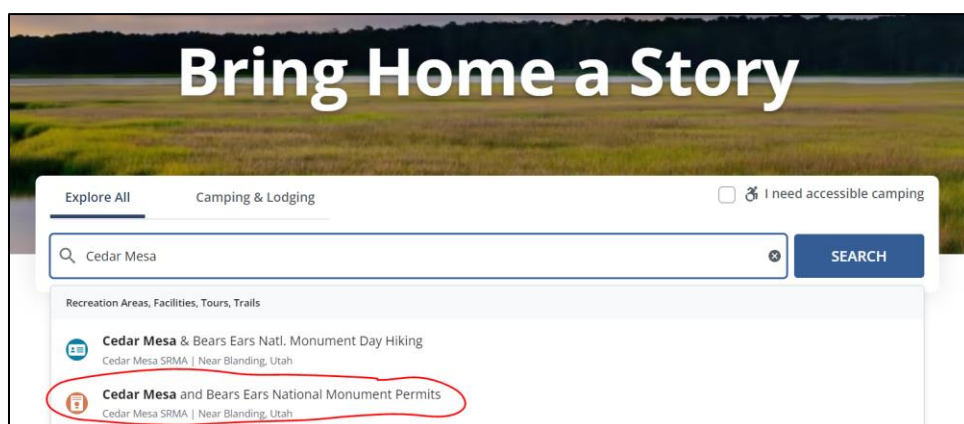




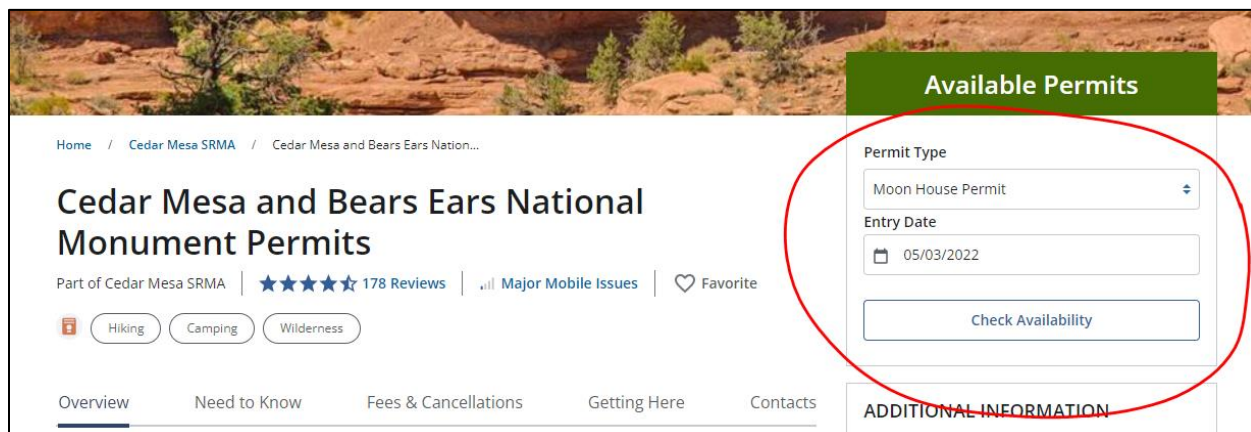
Making Moon House & Backpacking Reservations

Prepare: It is helpful to [create a recreation.gov account](#) before starting this process. If you do already have an account, move on to Step 1.

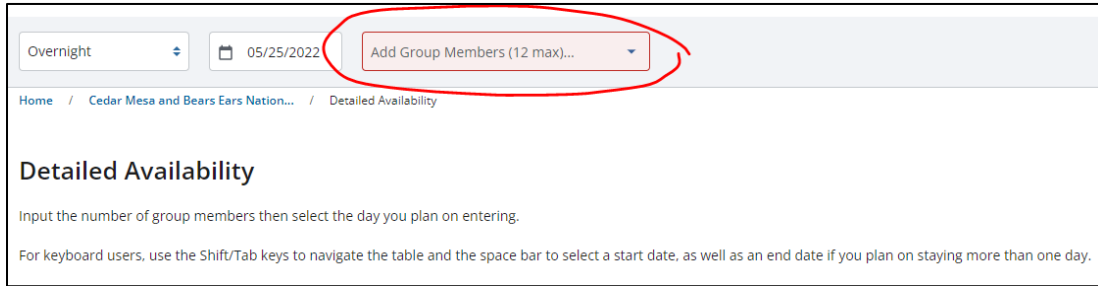
Step 1: Navigate to [recreation.gov](#) and type **Cedar Mesa** in the search bar. You will see a tab labeled [Cedar Mesa and Bears Ears National Monuments Permits](#) appear. Click on that tab.



Step 2: On the [Cedar Mesa and Bears Ears National Monuments Permits](#) page, look in the top right corner for the green box labeled **Available Permits**. Under **Permit Type**, select the permit you would like to reserve: Moon House Permit, Overnight, Overnight with Pets. Then, under **Entry Date**, select the date you would like to enter on your desired trailhead. Finally, click **Check Availability**.



Step 3: On the next page, your chosen **permit type** and **entry date** should load automatically, but you will need to add your group size to see permit availability. Use the dropdown menu to select your group size. Please note that the maximum group size is 12.



Once you have selected your group size, you will see a grid appear with availability for each of the reservable trailheads on Cedar Mesa.

MAY / JUN 2022 Next Available < Prev 5 Days Next 5 Days >

Trailhead	WED 25	THU 26	FRI 27	SAT 28	SUN 29	MON 30	TUE 31	WED 1	THU 2	FRI 3
Road Canyon	20	20	20	20	20	20	20	20	20	20
Lime Creek	20	20	20	20	20	20	20	20	20	20
Mule Canyon	20	20	20	20	20	20	20	20	20	20
Government Trail	20	20	20	20	20	20	20	20	20	20
Collins Canyon	20	20	20	20	20	20	20	20	20	20
Slickhorn Canyon	20	20	20	Available People: 16 out of 20	20	20	20	20	20	20
Kane Gulch	20	6	14	16	18	18	20	20	20	20
Bullet Canyon	20	8	6	20	20	20	14	16	20	18
Fish and Owl Canyon	20	8	16	12	20	20	20	20	20	20

Available Walk-up Lottery Unavailable Book Now

Step 5: To select the trailhead you would like to reserve permits for, click the **number** that corresponds to your desired trailhead and desired entry date, then click **Book Now** in the lower right corner.

MAY / JUN 2022 Clear Dates Next Available < Prev 5 Days Next 5 Days >

Trailhead	WED 25	THU 26	FRI 27	SAT 28	SUN 29	MON 30	TUE 31	WED 1	THU 2	FRI 3
Road Canyon	0	0	0	0	0	0	0	0	0	0
Lime Creek	0	0	0	0	0	0	0	0	0	0
Mule Canyon	0	0	0	0	0	0	0	0	0	0
Government Trail	0	0	0	0	0	0	0	0	0	0
Collins Canyon	0	0	0	0	0	0	0	0	0	0
Slickhorn Canyon	0	0	Available People: 14 out of 20	0	0	0	0	0	0	0
Kane Gulch	0	0	✓	0	0	0	0	0	0	0
Bullet Canyon	0	0	0	0	0	0	0	0	0	0
Fish and Owl Canyon	0	0	0	0	0	0	0	0	0	0

Available Walk-up Lottery Unavailable Book Now

After clicking **Book Now**, you will be prompted to log in if you have not already. If you do not already have a recreation.gov account, you will need to [create an account](#) before moving on.

Step 6: Under **Order Details**, fill out all of the requested information: your mailing address, an alternate permit holder (if applicable), your exit date, your group size, and any comments. Read the **Need To Know** information carefully and click the check box at the bottom. Click the blue **Proceed to Cart** button on the right to continue.

Need to Know

Below you will find important information that regards your stay with us. Please carefully read the information and click the check box below to agree to our Rules and Regulations for Cedar Mesa and Bears Ears National Monument Permits.

- I have read, understand and hereby agree to abide by the rules and regulations required for this permit.
- To the best of my knowledge, my trip is not commercial or an organized group requiring a Special Recreation Permit.
- I am not bringing horses or other pack animals.
- I understand that the requirement to pick up my reserved permit in person at Kane Gulch Ranger Station has been suspended for the 2022 spring season (3/1/22 - 6/15/22). My permit will be emailed to me by the BLM Monticello Field Office approximately one week prior to my visit.
- I understand that I must print two copies of the permit and display one copy of the permit in my vehicle dashboard at the trailhead and carry the other copy with me on my trip.
- I understand that I must watch the [Cedar Mesa - Visit With Respect orientation video](#) prior to my visit.

[Scroll to Read More](#)

Yes, I have read and agree to the Need to Know information.*

Step 7: Review your **Order Summary** and confirm that the information is correct. Then, click **Proceed to Payment**. Enter your payment information and move on to your **Order Confirmation**.

Step 8: You will receive an email confirmation with your order details. Your order confirmation is NOT your permit. You will be able to self-issue your permit through recreation.gov up to 14 days in advance of your start date. Please print multiple copies of your permit: one to display in each car windshield at the trailhead(s) and one to carry with you on your trip.

Please note that your permit is not valid until it is validated in person by a BLM Park Ranger. To get your permit validated by a park ranger, visit the [Kane Gulch Ranger Station](#) (open daily March 1 – June 15 and Sept. 1 – Oct. 31 from 8 a.m. to noon) or the [Monticello Field Office](#) (open year-round Monday through Friday from 8 a.m. to noon and 1 p.m. to 4:30 p.m.). A ranger will speak with you about archeological site etiquette, provide current conditions, and go over details of your trip with you.