



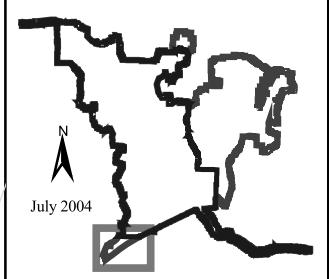


Resource Management Plan

Leasable Minerals Management

-  Open to Geothermal Leasing
-  The Remainder of the Planning Area is Closed to Leasing
-  National Conservation Area
-  Resource Management Planning Boundary



July 2004



0.5 0 0.5 1 Miles

No warranty is made by the BLM as to the accuracy, reliability, or completeness of these data for individual use or aggregate use with other data.



Map 2-12: Leasable Minerals Management