

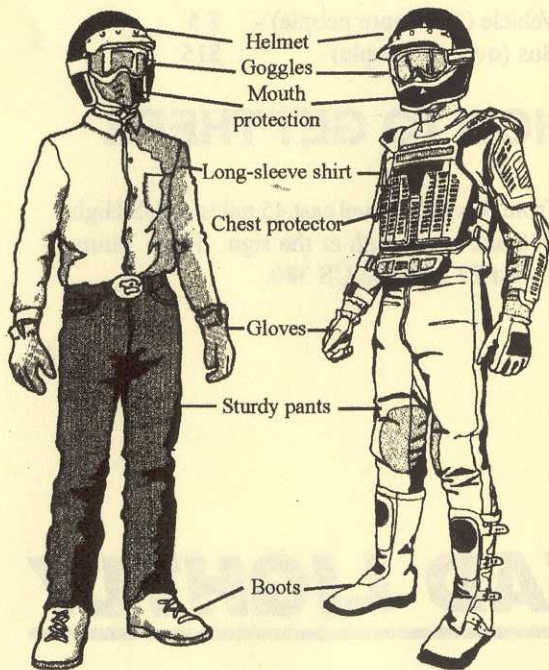
WELCOME

Over 610 acres of towering sand dunes await your enjoyment. The dunes, made up of quartz particles, are constantly on the move under the predominately southwest wind. The wind moves the dunes in a northeasterly direction at the rate of about one foot per year. Among the biggest surprises in the dunes are the mature cottonwood trees. The combination of a very shallow water table and the sand's capacity to hold water allow these trees to thrive in an arid environment.

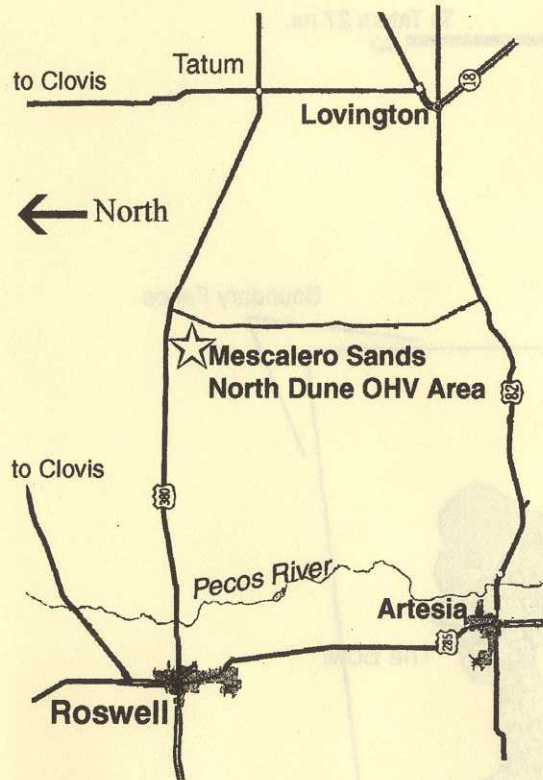

While the road into Mescalero Sands is capable of supporting trucks and buses, the soft sand off established roads and parking lots is not. BLM does not recommend leaving the surfaced areas in any vehicle other than an all-terrain vehicle

SAFETY FIRST

We want you to enjoy your visit to Mescalero Sands and the first step is to be properly equipped to protect yourself. The well-dressed ATV rider wears the following items of protective clothing:



Southeast New Mexico & Mescalero Sands



Bureau of Land Management
Roswell Field Office
2909 west Second Street
Roswell, New Mexico 88201
505-627-0272

Printed on recycled paper

BLM

NEW MEXICO

Mescalero Sands North Dune Off-Highway Vehicle Area



Roswell Field
Office



