
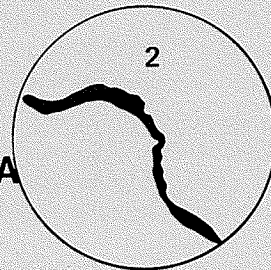


**MEDICINE LODGE WILDERNESS**

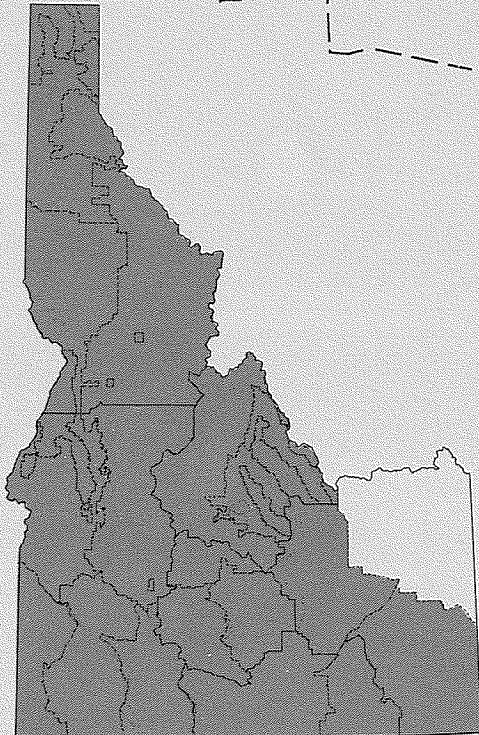
**MEDICINE LODGE**



**RESOURCE**



**AREA**



**LEGEND**

DISTRICT BOUNDARY  
RESOURCE AREA BOUNDARY  
WILDERNESS STUDY AREA

**MEDICINE LODGE**

- 1. Sand Mountain
- 2. Snake River Islands



Scale in Miles

